



Appendix 3 - Historical Information

General Fund Revenues, Expenditures and Fund Balance
(in \$ millions)

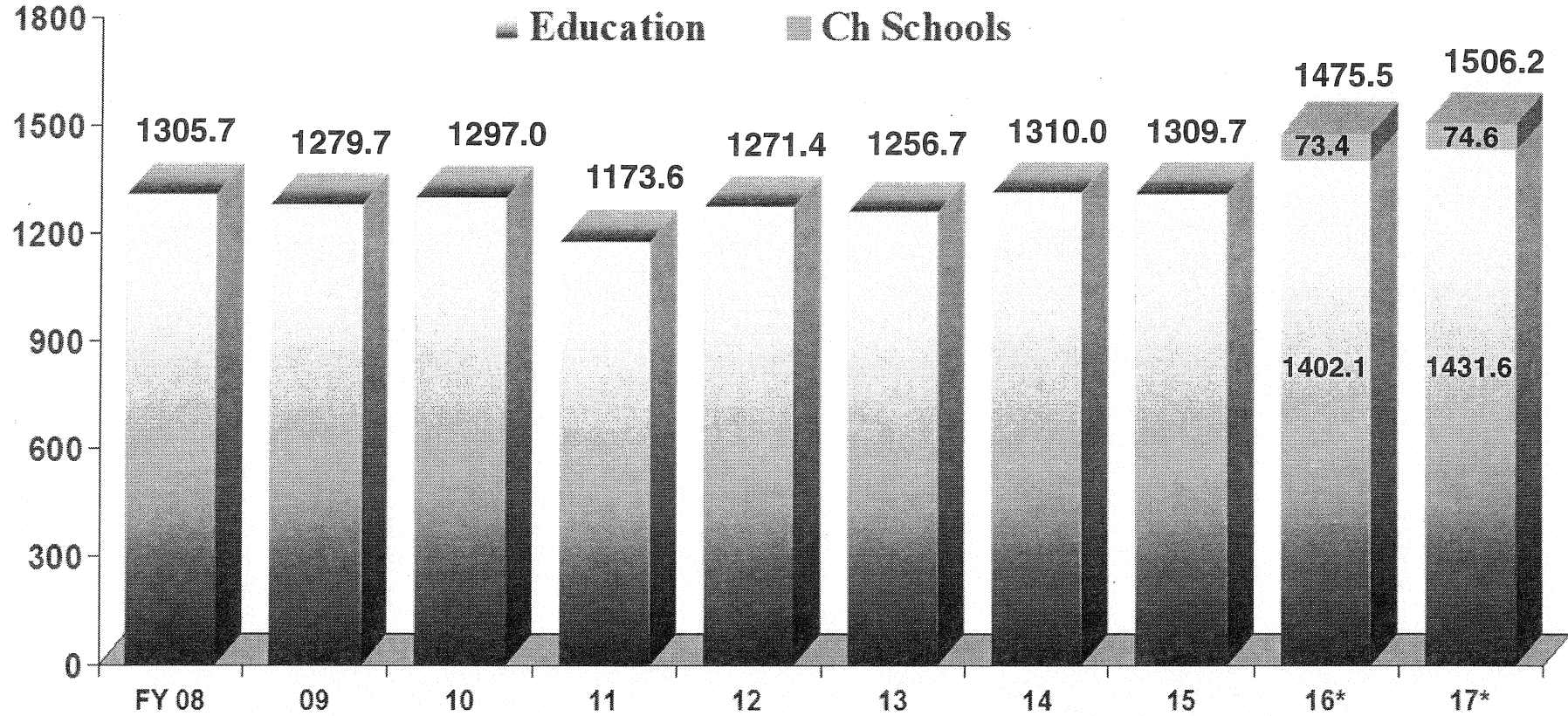
<u>Fiscal Year</u>	<u>Revenues</u>	<u>Expenditures</u>	<u>Revenues Over Exp.</u>	<u>Fund Balance</u>
2005	4,486.4	4,184.6	301.8	486.4 ⁽¹⁾
2006	4,925.0	4,679.1	245.9	732.3 ⁽¹⁾
2007	5,142.1	5,381.0	(238.9)	493.4 ⁽¹⁾
2008	5,244.0	5,406.9	(162.9)	330.4 ⁽¹⁾
2009	5,008.0	5,375.2	(367.2)	(36.8)
2010	4,852.4	4,837.8	14.6	(22.2)
2011	5,116.9	4,968.7	148.2	126.0 ⁽²⁾
2012	5,660.6	5,511.3	149.3	275.3 ⁽²⁾
2013	6,234.4	5,665.7	568.8	844.0 ^{(1), (2)}
2014	6,096.2	6,275.4	(179.2)	664.8 ⁽¹⁾

* Note: (1) Fiscal year in which the fund balance exceeded 5% of revenues
(2) Fiscal year (after FY 2009) in which revenues exceeded the preceding fiscal year's revenues by 5%

Department of Education Instruction General Fund Operating Appropriations

\$ millions

(DB&F 12/11/14)



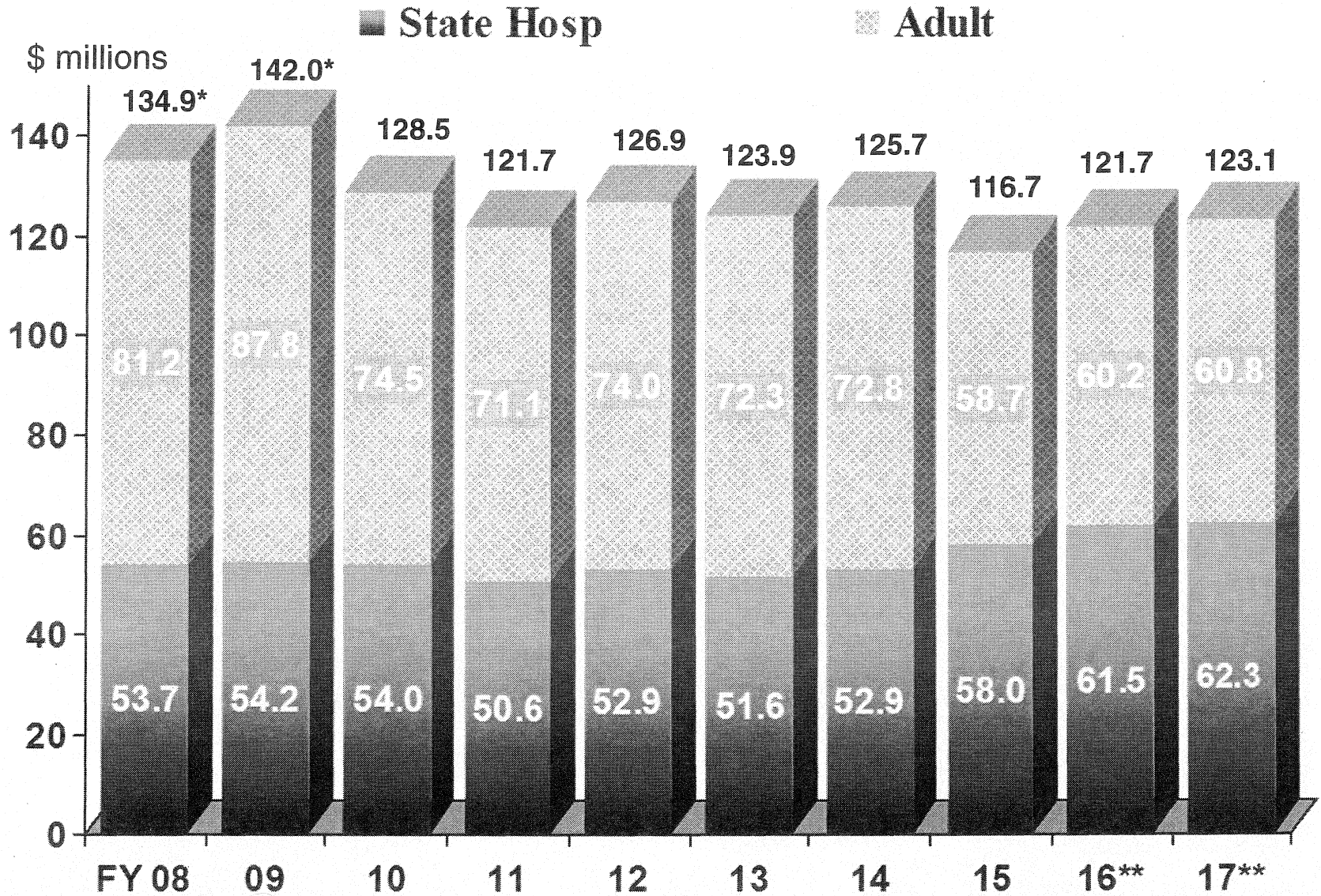
Enrollment (Thousands)

Regular	153.6	152.9	153.4	152.9	155.1	156.8	158.6	153.8	154.3	154.9
Special	18.1	17.5	17.4	17.0	17.0	17.0	16.9	16.5	16.6	17.2
Charter	6.7	7.3	7.8	8.2	9.1	10.1	10.3	10.4	11.3	11.3

*FYs 16 & 17 reflect the Executive request

Adult Mental Health General Fund Appropriations

(DB&F 12/11/14)

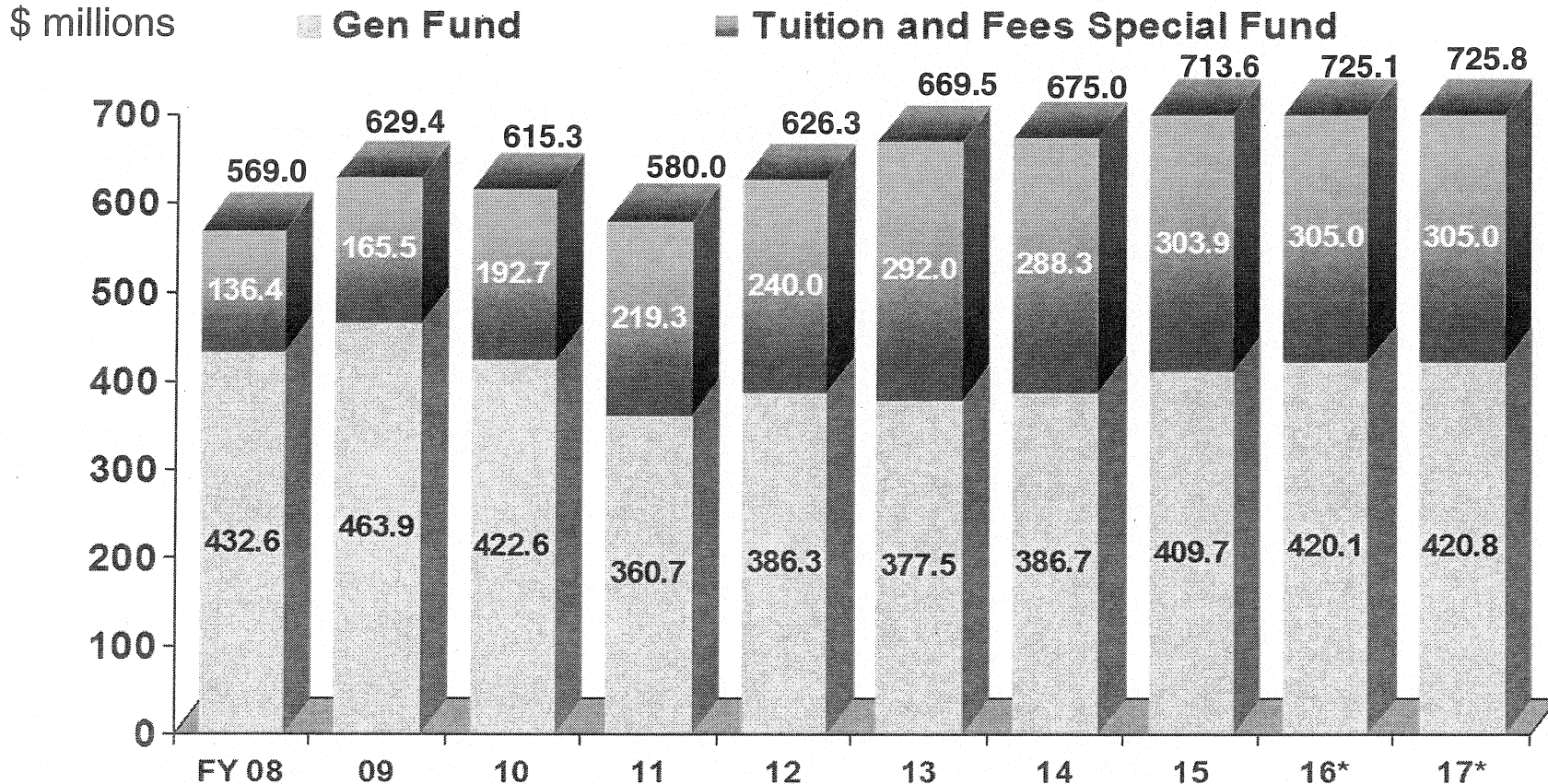


*Prior years included Behavioral Health Services Administration; **FYs 16 & 17 reflect the Executive request

University of Hawaii Operating Appropriations Net of Fringe & Debt Svc

Chart 3

(DB&F 12/11/14)



Enrollment – Full Time Equivalent (Thousands)**

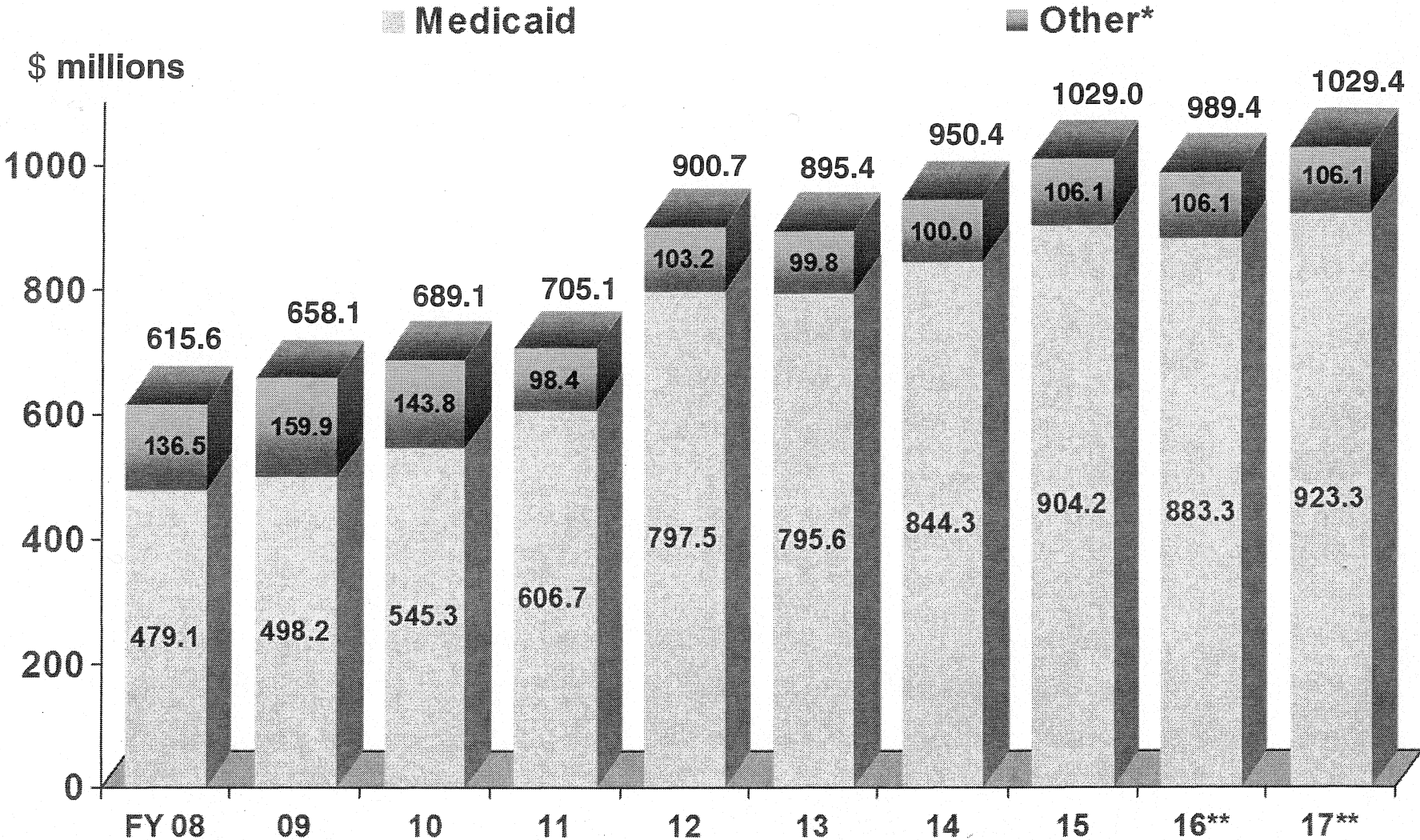
Manoa	16.0	16.0	16.3	16.2	16.4	16.7	16.5	16.2	16.0	15.9
Hilo	3.0	3.2	3.5	3.6	3.6	3.7	3.6	3.5	3.4	3.4
West Oahu	0.5	0.6	0.7	0.8	0.9	1.2	1.5	1.7	1.8	1.9
Comm Coll	<u>14.9</u>	<u>16.3</u>	<u>18.5</u>	<u>19.8</u>	<u>19.5</u>	<u>19.3</u>	<u>18.8</u>	<u>17.8</u>	<u>17.3</u>	<u>17.0</u>
Total	34.4	36.1	39.0	40.4	40.4	40.9	40.4	39.2	38.5	38.2

*FYs 16 & 17 reflect the Executive request

**FYs 16 & 17 reflect draft enrollment projection, December 2014

Medicaid and Welfare Payments General Fund Operating Appropriations***

(DB&F 12/11/14)



*Includes TANF; TAONF; Child Care; General Assistance; Aged, Blind, & Disabled; and Foster Care

**FYs 16 & 17 reflect the Executive request

***Excludes Housing

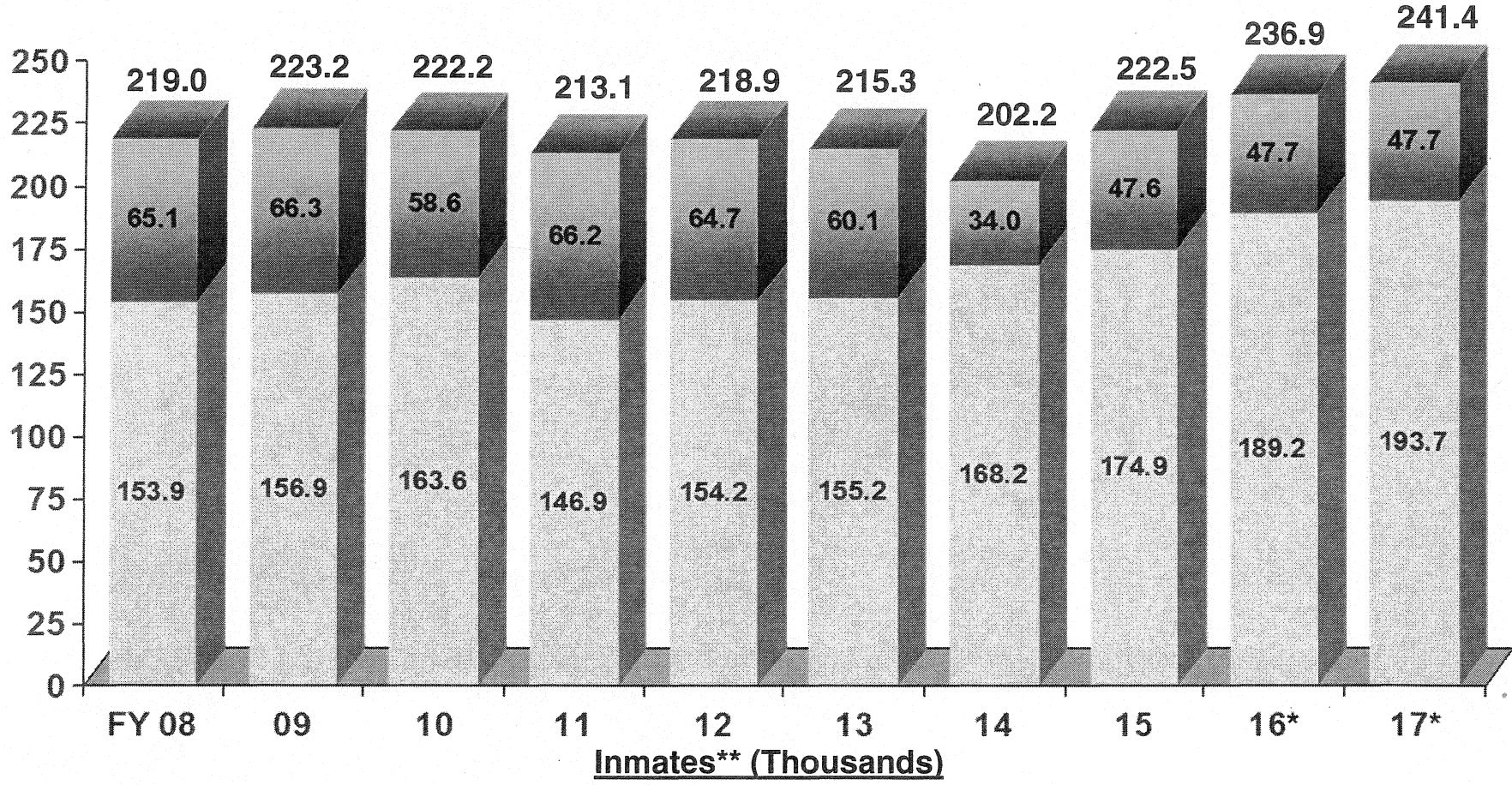
Public Safety General Fund Operating Appropriations

(DB&F 12/11/14)

\$ millions

■ State Facilities, Law Enforcement & Other Costs

■ Non-State Facilities



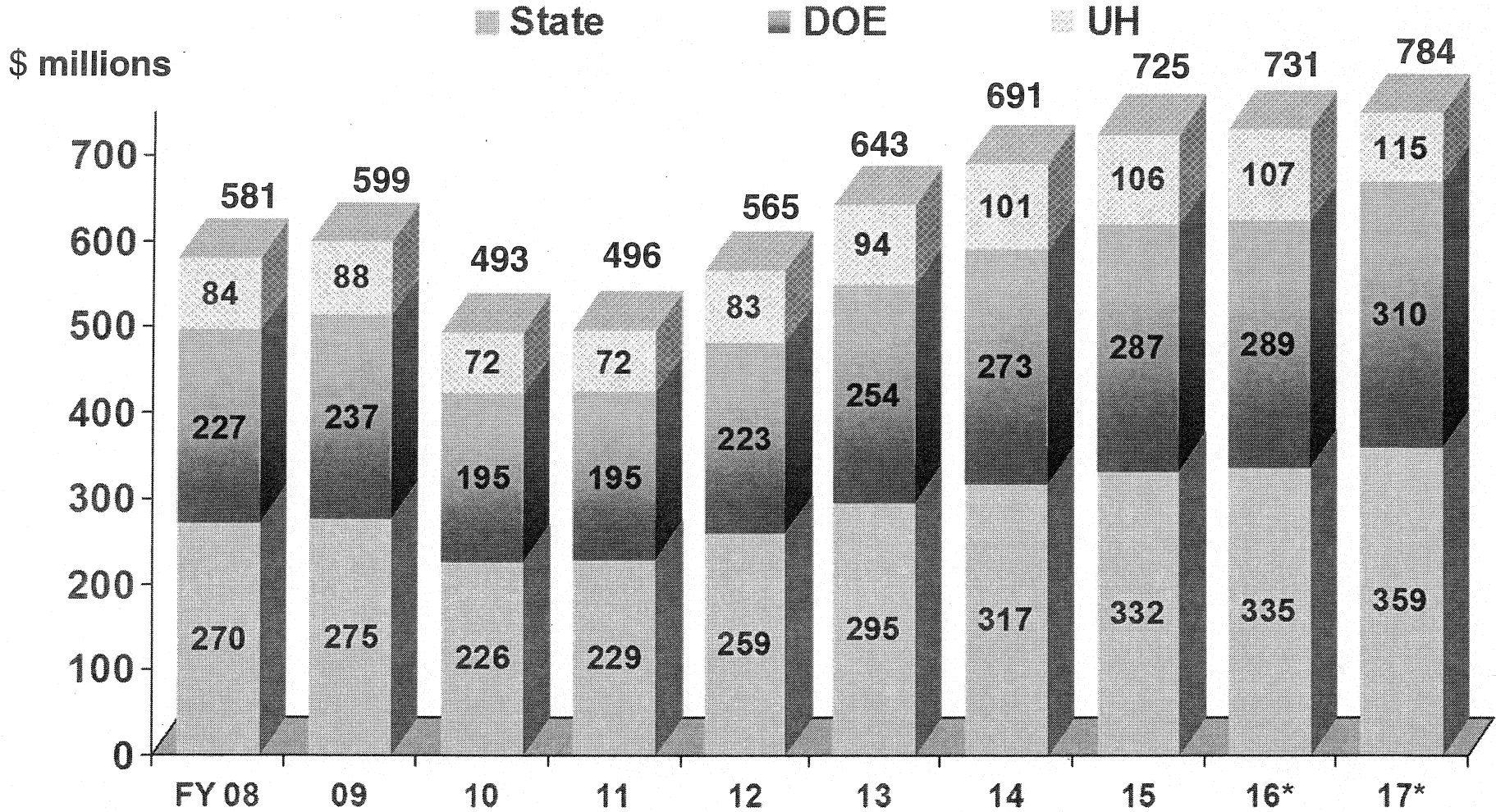
	FY 08	09	10	11	12	13	14	15	16*	17*
State	3.9	4.1	3.7	3.9	3.8	4.2	4.4	4.5**	4.6	4.7
Non-State	2.5	2.5	2.5	2.5	2.4	1.6	1.5	1.3**	1.2	1.1

*FYs 16 & 17 reflect the Executive request

**Reflects assigned count as of October 31, 2014

Debt Service and Certificates of Participation General Fund Operating Appropriations

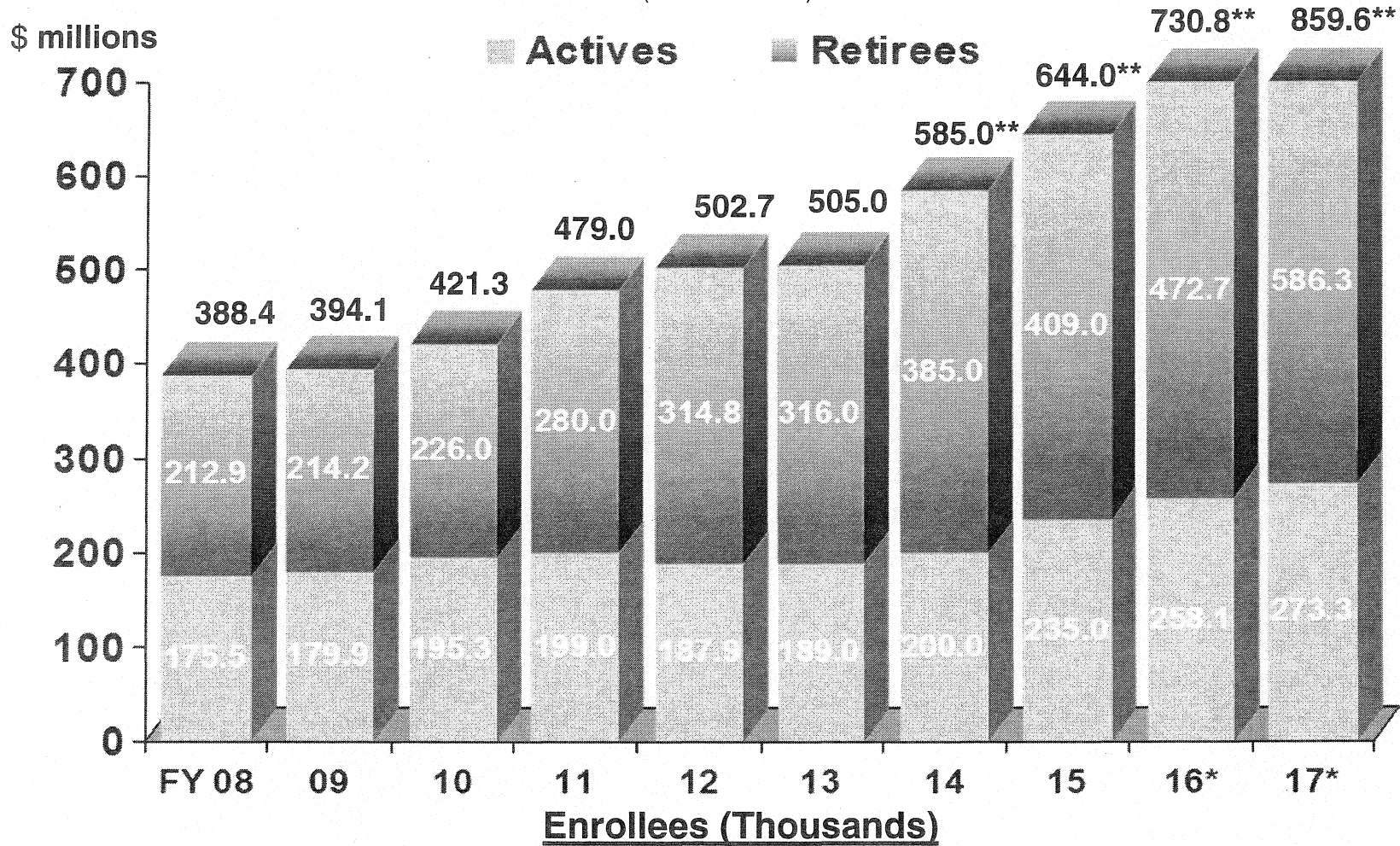
(DB&F 12/11/14)



*FYs 16 & 17 reflect the Executive request

State Employee and Retiree Health Benefits General Fund Appropriations

(DB&F 12/11/14)



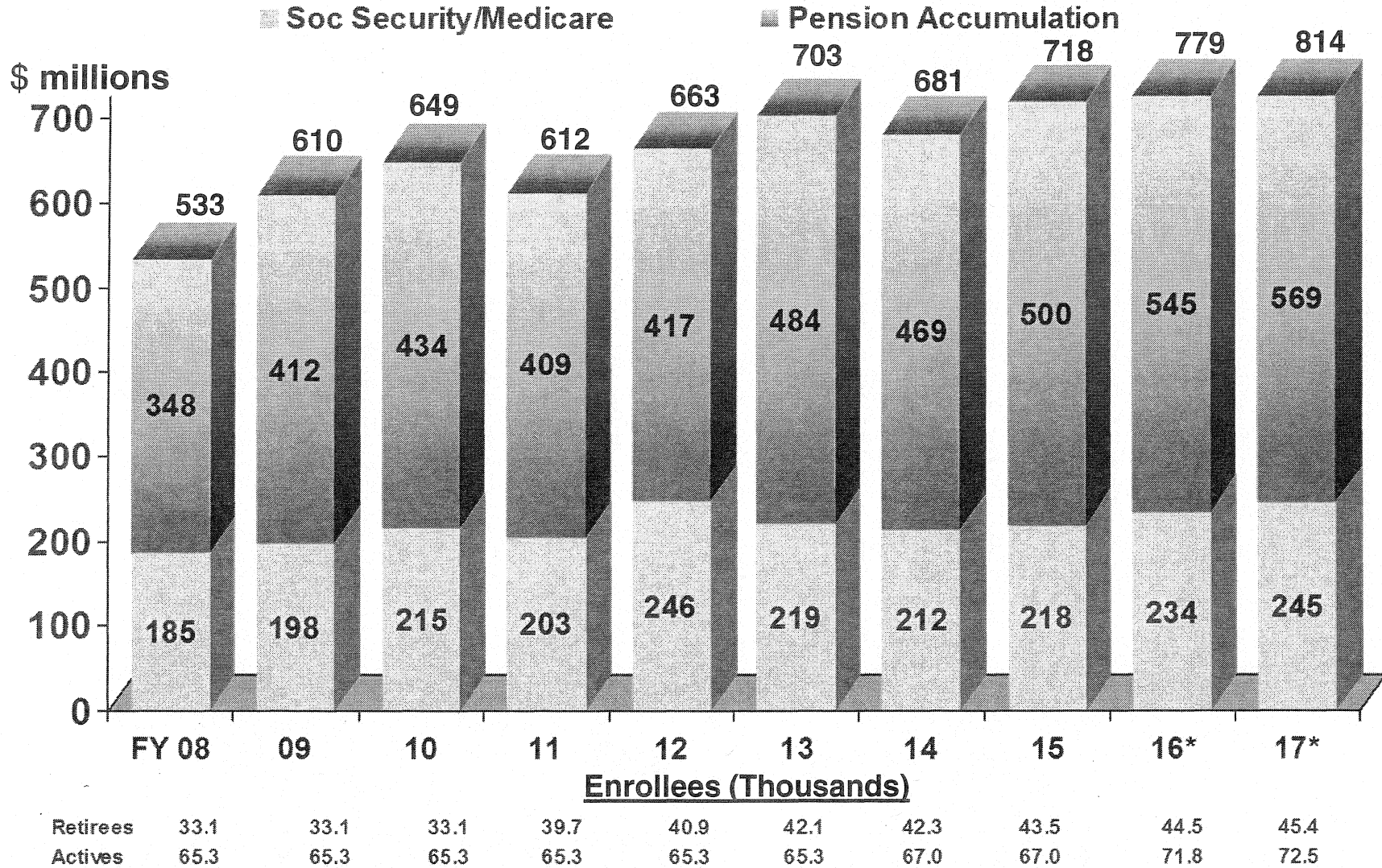
	<u>Enrollees (Thousands)</u>									
Retirees	25.0	26.1	26.6	39.6	42.3	43.0	43.0	43.0	42.7	42.7
Actives	54.1	52.9	54.1	55.2	67.1	67.7	68.0	68.0	67.0	67.0

*FYs 16 & 17 reflect the Executive request

**Includes Other Post-Employment Benefits Pre-funding

Public Employees' Retirement System General Fund Appropriations

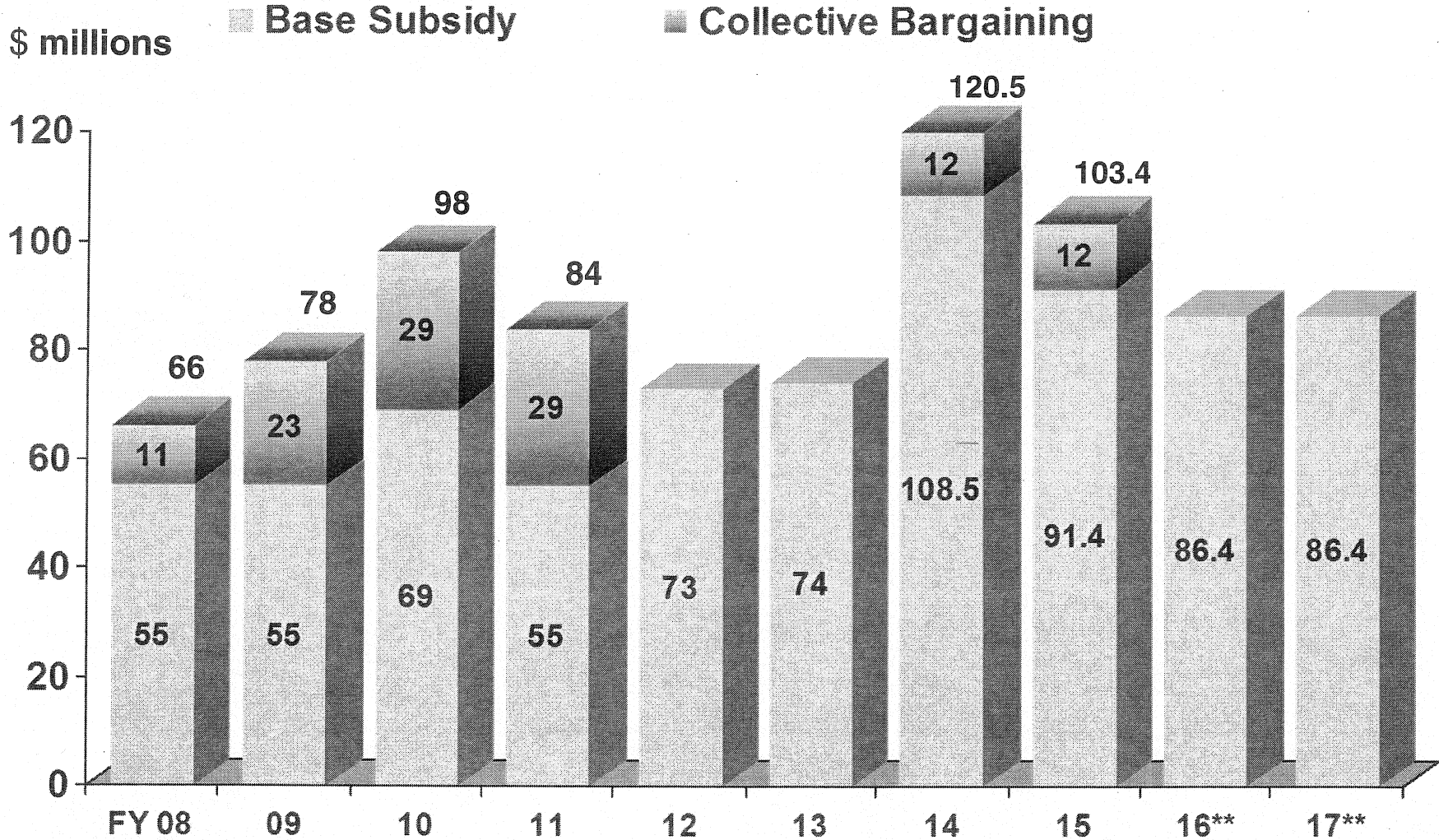
(DB&F 12/11/14)



*FYs 16 & 17 reflect the Executive request

Hawaii Health Systems Corporation General Fund Operating Appropriations*

(DB&F 12/11/14)



*Includes emergency and specific appropriations

**FYs 16 & 17 reflect the Executive budget