



Appendix 3 - Historical Information

General Fund Revenues, Expenditures and Fund Balance
(in \$ millions)

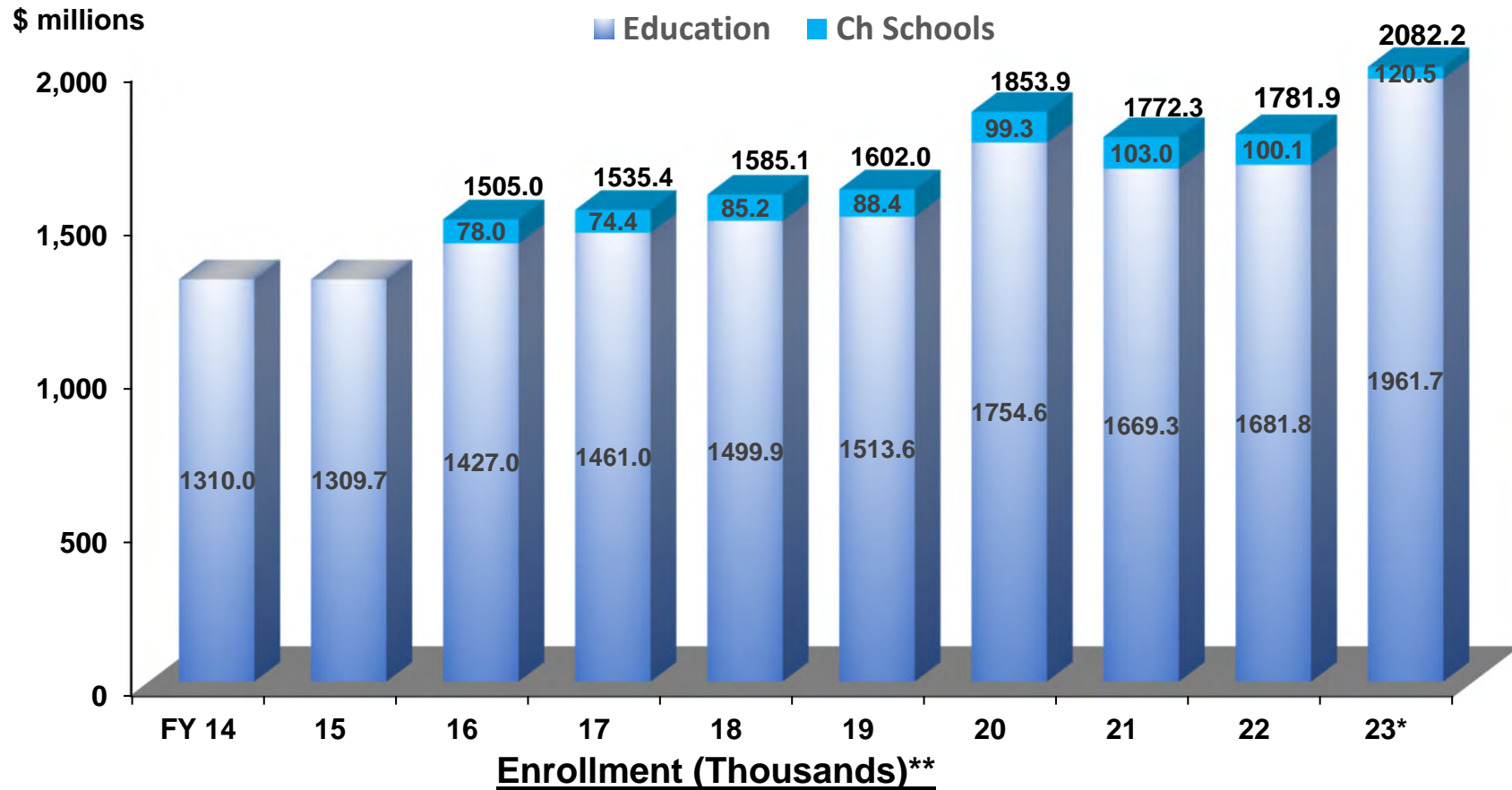
Fiscal Year	<u>Revenues</u>	<u>Expenditures</u>	<u>Revenues Over Exp.</u>	<u>Fund Balance</u>
2013	6,234.4	5,665.7	568.8	844.0 ^{(1), (2)}
2014	6,096.2	6,275.4	(179.2)	664.8 ⁽¹⁾
2015	6,576.7	6,413.4	163.3	828.1 ^{(1), (2)}
2016	7,081.9	6,882.2	199.7	1,027.8 ^{(1), (2)}
2017	7,351.6	7,485.6	(134.0)	893.8 ⁽¹⁾
2018	7,660.4	7,803.9	(143.5)	750.3 ⁽¹⁾
2019	7,916.6	7,914.8	1.8	752.1 ⁽¹⁾
2020	8,285.1	8,034.5	250.6	1,002.7 ^{(1), (3)}
2021	9,003.0	8,755.8	247.2	1,249.9 ^{(1), (2), (3)}

Notes:

- (1) Fiscal year in which the fund balance exceeded 5% of revenues
- (2) Fiscal year in which revenues exceeded the preceding fiscal year's revenues by 5%
- (3) The FYs 20 and 21 general fund balances were adjusted to include certain transactions that were authorized for FY 20 but processed in FY 21. Due to a combination of timing issues with enactment of various laws and accounting system limitations, certain items were processed in FY 21 but for the purposes of calculating the general fund balances have been reflected as authorized in FY 20.

Department of Education Instruction General Fund Operating Appropriations

(DB&F 12/6/21)



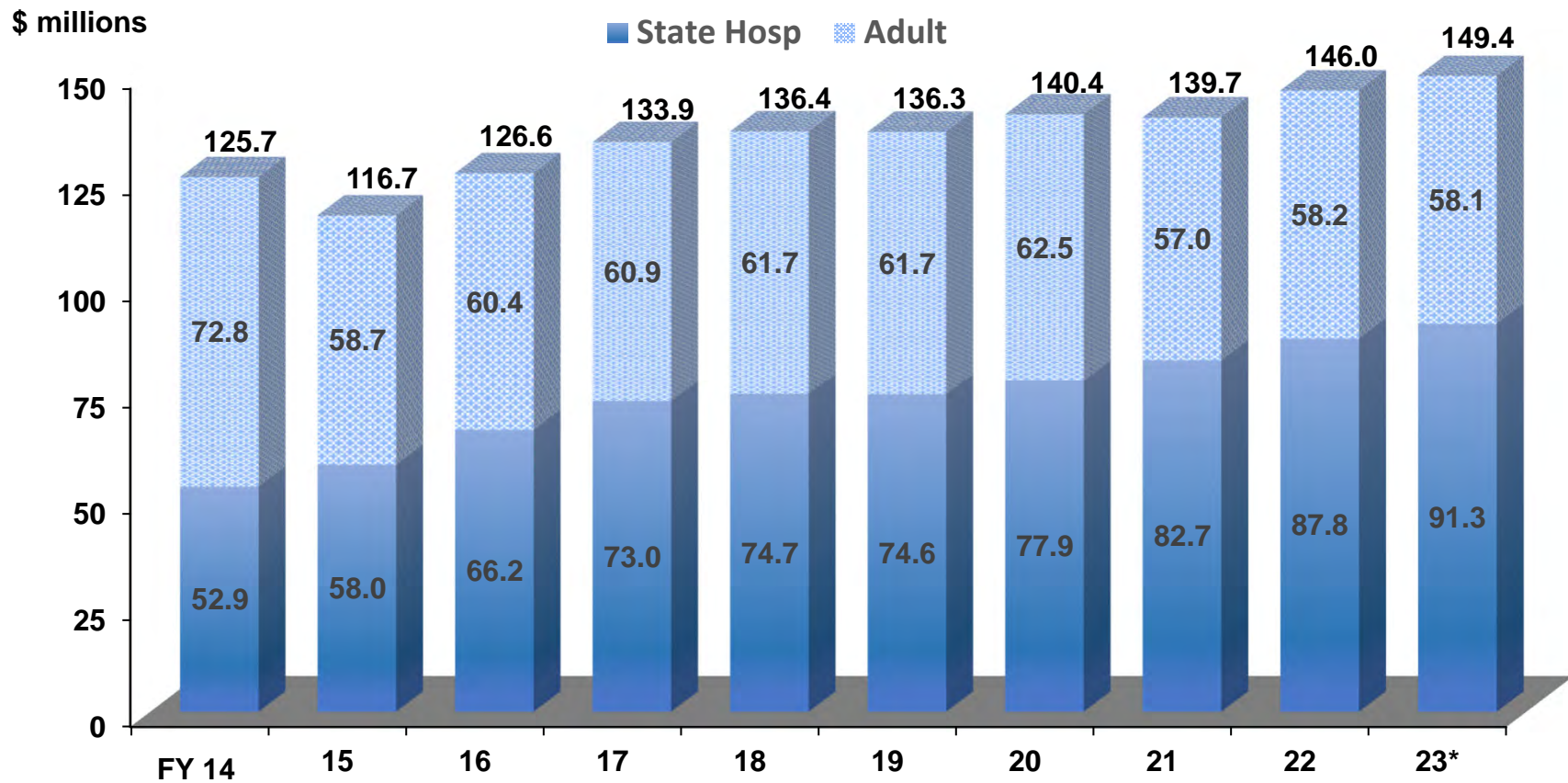
Regular	158.6	153.8	153.5	153.7	151.6	151.3	150.3	141.2	141.2	141.2
Special	16.9	16.5	16.4	16.4	16.4	16.6	16.8	16.5	16.5	16.5
Charter	10.3	10.4	10.5	10.5	11.3	11.7	12.0	12.2	12.2	12.2

*FY 23 reflects the Executive Supplemental Budget request

**FY 23 reflects projected enrollment

Adult Mental Health General Fund Appropriations

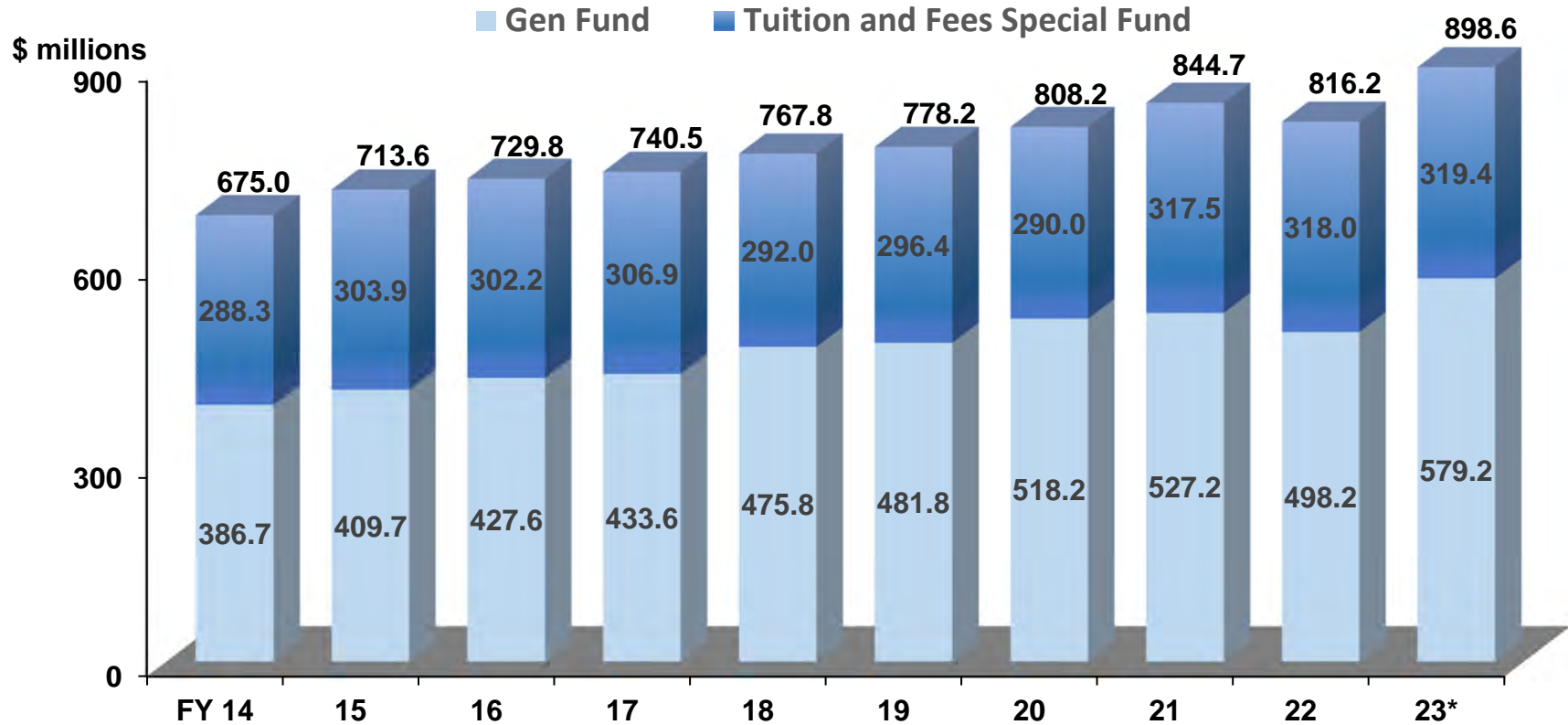
(DB&F 12/6/21)



*FY 23 reflects the Executive Supplemental Budget request

University of Hawaii Operating Appropriations Net of Fringe & Debt Svc

(DB&F 12/6/21)



Enrollment - Full Time Equivalent (Thousands)**

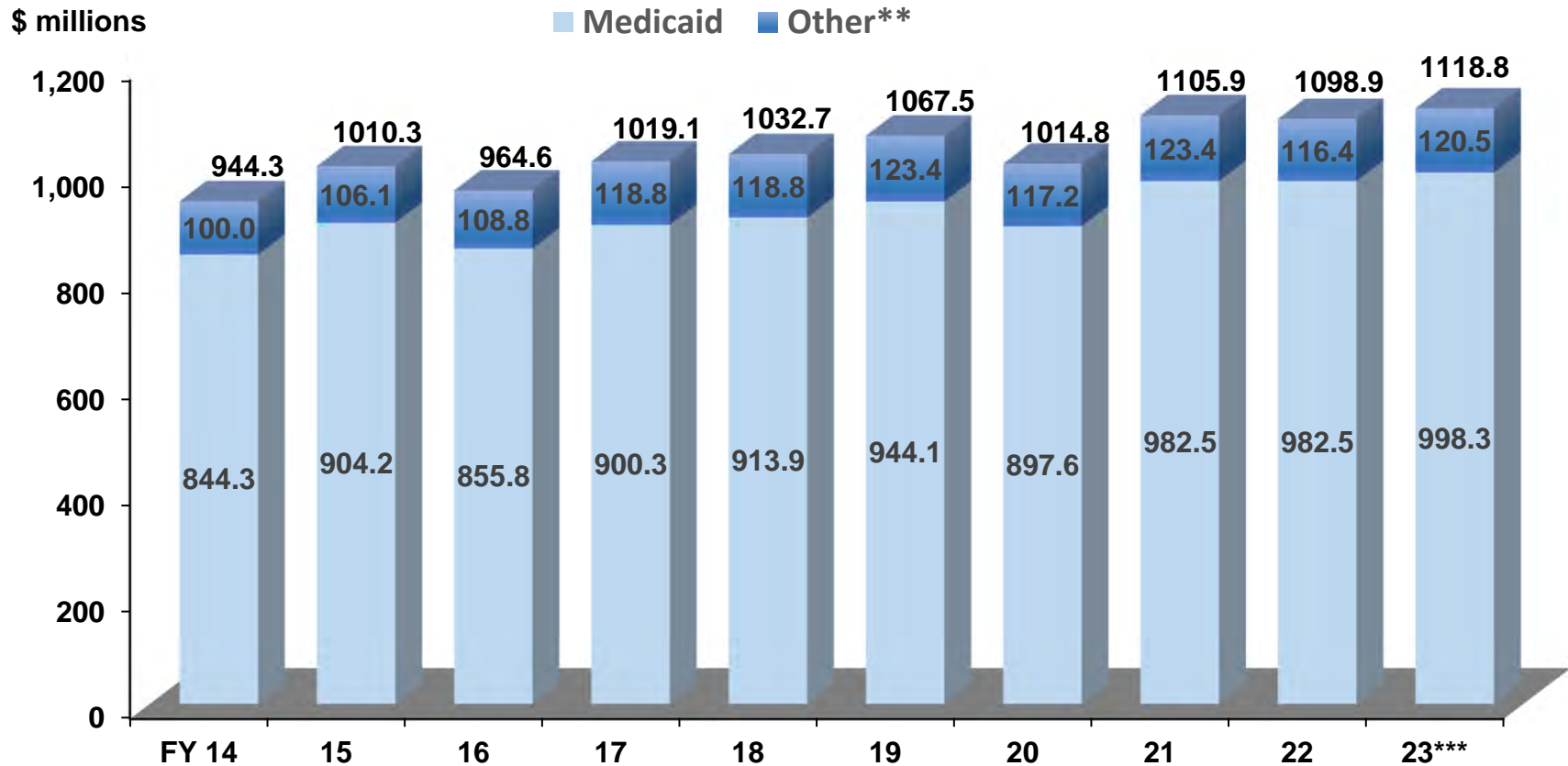
Manoa	16.5	16.2	15.9	15.2	14.9	14.8	14.7	15.2	15.7	15.7
Hilo	3.6	3.5	3.4	3.2	3.1	3.0	3.0	2.8	2.7	2.7
West Oahu	1.5	1.7	1.8	2.0	2.1	2.1	2.1	2.2	2.1	2.1
Comm Coll	<u>18.8</u>	<u>17.8</u>	<u>17.3</u>	<u>16.3</u>	<u>15.5</u>	<u>14.8</u>	<u>14.2</u>	<u>13.4</u>	<u>12.1</u>	<u>12.0</u>
Total	40.4	39.2	38.4	36.7	35.6	34.7	34.0	33.6	32.6	32.5

* FY 23 reflects the Executive Supplemental Budget request

**FY 23 reflects projected enrollment

Medicaid and Welfare Payments General Fund Operating Appropriations*

(DB&F 12/6/21)



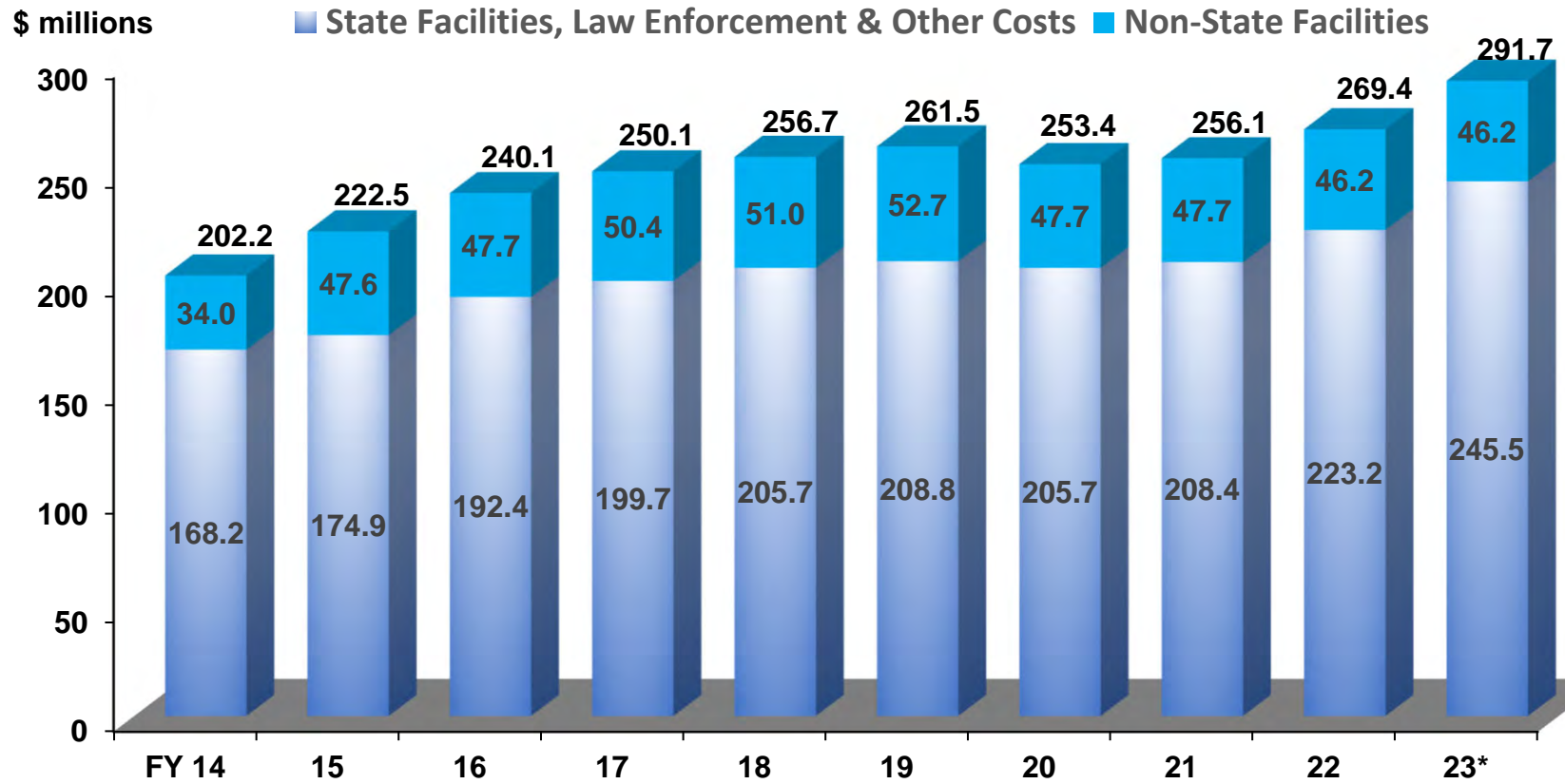
*Excludes Housing

**Includes TANF; TAONF; Child Care; General Assistance; Aged, Blind, and Disabled; and Foster Care

***FY 23 reflects the Executive Supplemental Budget request

Public Safety General Fund Operating Appropriations

(DB&F 12/6/21)



	<u>Inmates (Thousands)**</u>									
State	4.4	4.5	4.5	4.1	3.6	3.7	3.6	3.0	3.0	3.7
Non-State	1.5	1.3	1.4	1.4	1.7	1.6	1.5	1.1	1.1	1.3

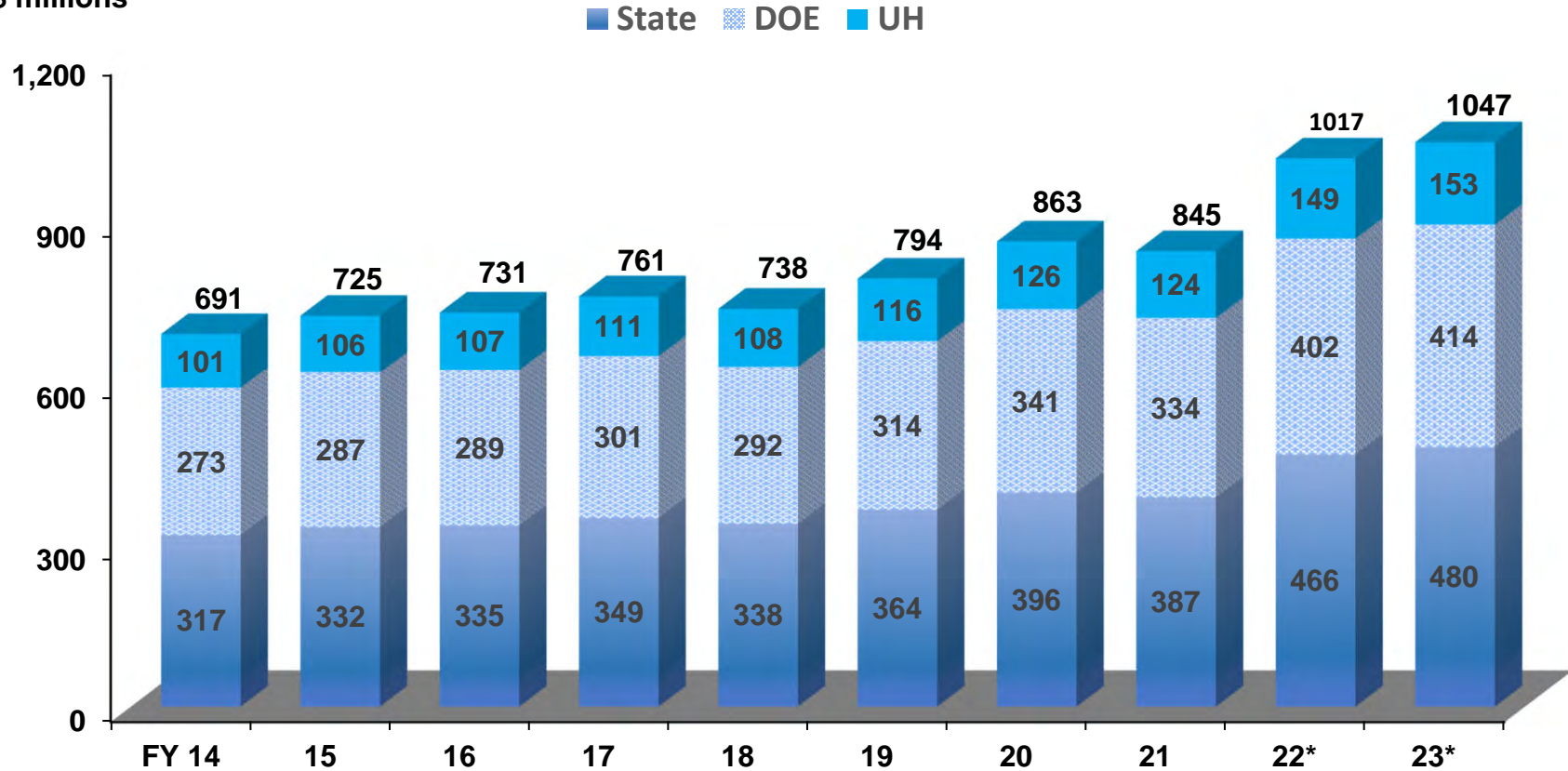
*FY 23 reflects the Executive Supplemental Budget request

**FY 22 reflects head counts as of November 30, 2021; FY 23 reflects projected assigned counts anticipating return of all operations post-pandemic

Debt Service and Certificates of Participation General Fund Operating Appropriations

(DB&F 12/6/21)

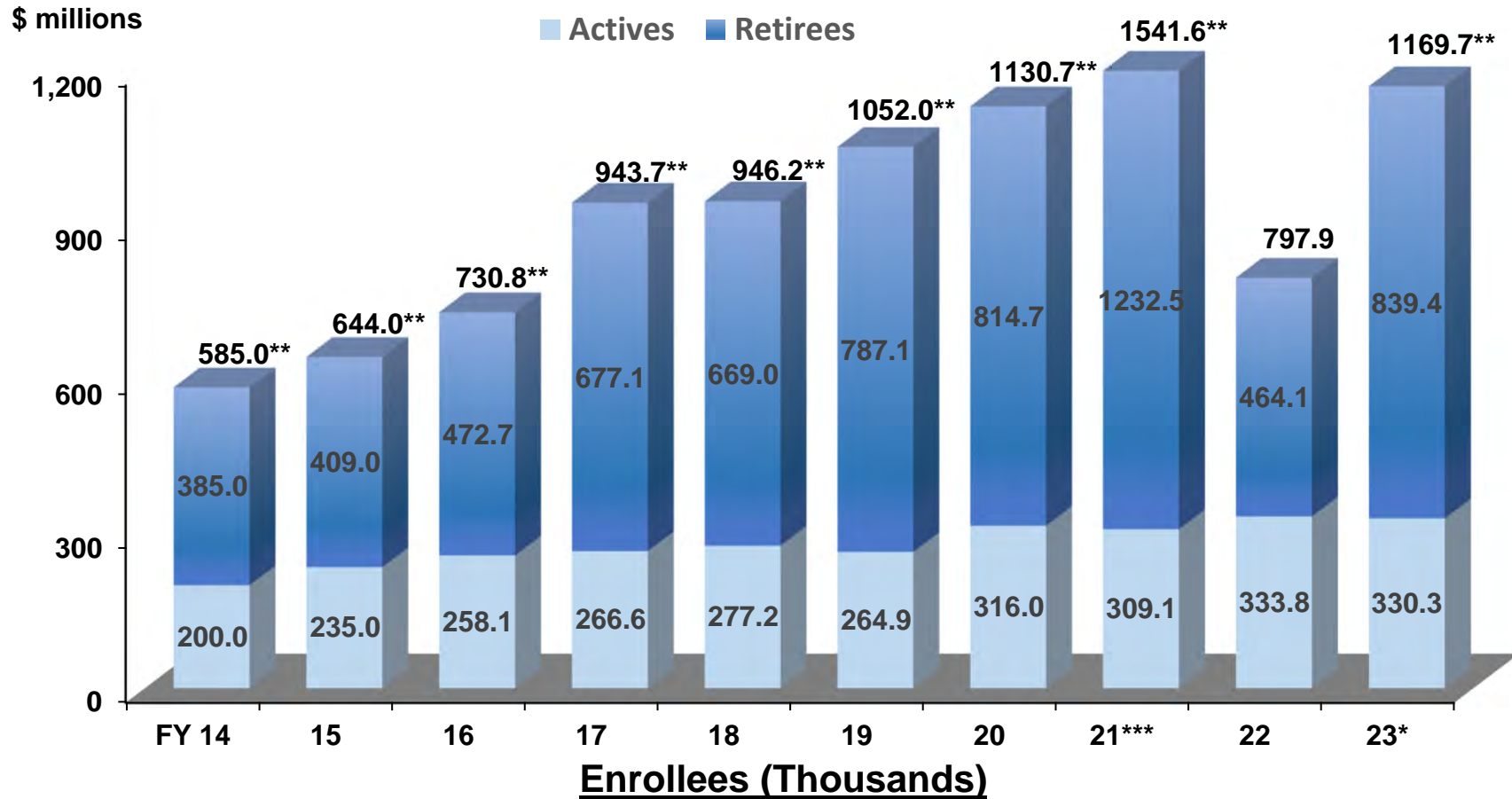
\$ millions



*FY 23 reflects the Executive Supplemental Budget request

State Employee and Retiree Health Benefits General Fund Appropriations

(DB&F 12/6/21)



	<u>Enrollees (Thousands)</u>									
Retirees	43.0	44.8	45.9	46.8	48.3	49.4	50.6	51.3	52.1	52.9
Actives	68.0	68.0	68.6	68.4	68.3	66.3	67.0	65.8	66.6	67.3

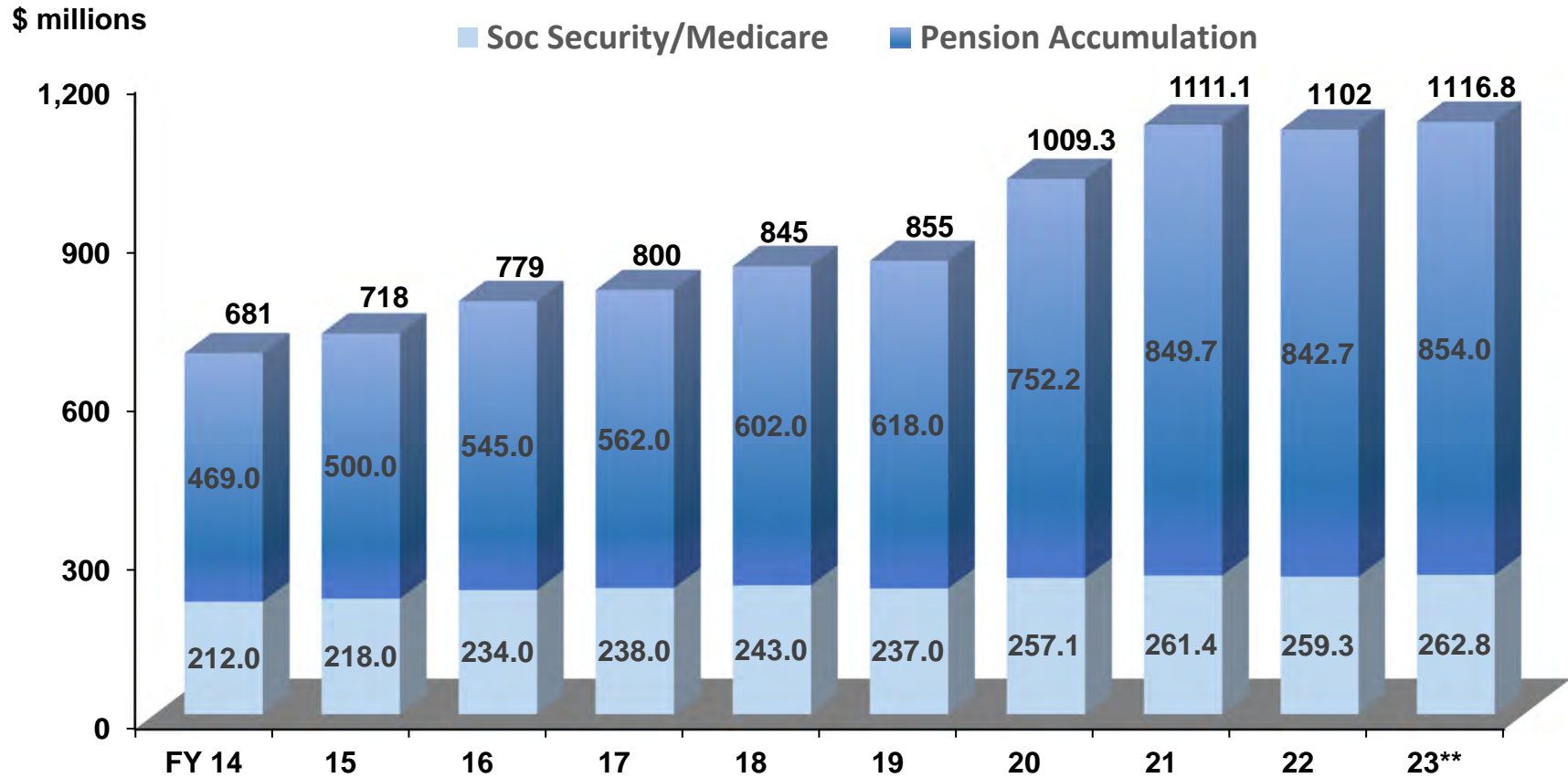
*FY 23 reflects the Executive Supplemental Budget request

**Includes Other Post-Employment Benefits Pre-funding

***Act 6, SPSLH 2021, appropriated \$390,000,000 in FY 21 for Other Post-Employment Benefits Pre-funding.

Public Employees' Retirement System General Fund Appropriations*

(DB&F 12/6/21)



Enrollees (Thousands)

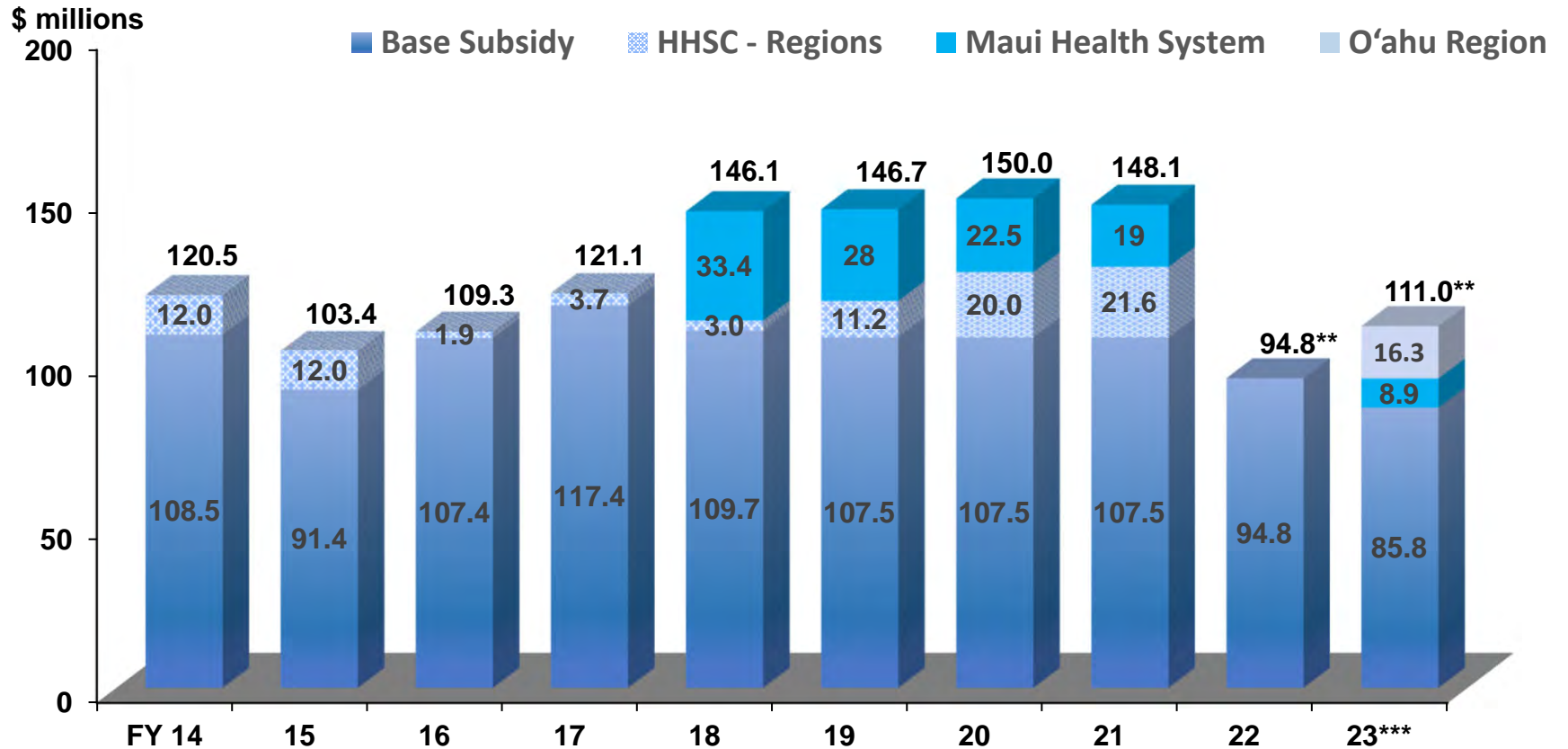
Retirees	42.3	43.5	45.5	46.9	48.7	49.9	51.2	52.6	54.0	55.5
Actives	67.0	67.0	67.3	67.3	66.3	66.4	66.7	65.6	66.0	66.0

*Excludes Maui Health System from FY 18.

**FY 23 reflects the Executive Supplemental Budget request

Hawaii Health Systems Corporation and Maui Health System General Fund Operating Appropriations*

(DB&F 12/6/21)



*Includes emergency and specific appropriations, and Maui Health System from FY 18

**FY 22 and FY 23 reflect reduced general fund operating appropriations due to use of ARPA funds

***FY 23 reflects the Executive Supplemental Budget request, which identifies specific funding for O'ahu Region (Leahi Hospital and Maluhia).