


State of Hawaii



The FY 2023 Executive Supplemental Budget

Budget in Brief

Prepared by the Department of Budget and Finance
December 20, 2021

EXECUTIVE CHAMBERS
State Capitol
Honolulu, Hawai'i 96813

**GOVERNOR'S MESSAGE TO THE 31ST STATE
LEGISLATURE OF HAWAII MEETING IN THE REGULAR
SESSION OF 2022**

In compliance with Article VII, Section 9, of the Hawai'i State Constitution, I hereby submit to the State Legislature the Executive Supplemental Budget for Fiscal Biennium (FB) 2021-23 and the updated Program and Financial Plan for the Period 2021-27.

OVERVIEW

Our primary concern has been and will always be the health and welfare of Hawai'i's people. In this regard, we have made thoughtful choices that always prioritize the public good. Our collective efforts to make the quality of life better for our residents and future generations by making meaningful investments in our education and safety net systems, protecting the environment, improving our infrastructure, putting the State on solid financial footing, and making government more transparent and efficient are achieving results and are changing the trajectory of Hawai'i for the better.

The State budget is the single most important and comprehensive document developed each year that speaks to our priorities as a State. Our supplemental budget request continues to demonstrate our commitment to Hawai'i's residents and future generations through the thoughtful allocation of resources. While times have changed and current circumstances challenge us, our priority to do all we can to protect and improve the quality of life for Hawai'i's people has not.

The coronavirus (COVID-19) pandemic continues to have worldwide impact nearly two years since the United States' (U.S.) Secretary of Health and Human Services declared a public health emergency and I issued the first emergency proclamation to address COVID-19 in the State of Hawai'i. We have made significant progress and now have safe and effective vaccines, improved and expanded testing, and more treatments and therapeutics.

Hawai'i followed the science, data, and public health experts, and we made difficult, sometimes unpopular, decisions which kept Hawai'i's case counts the lowest in the nation.

Hawai'i's healthcare community stepped up to the plate and continues to do so today. They have gone above and beyond to ensure that the people of Hawai'i have access to health care when they most need it. They rapidly implemented the most effective treatments and therapeutics for those infected. As a result, Hawai'i has amongst the lowest rate of hospitalization in the nation.

Hawai'i's people are resilient. They made personal sacrifices to benefit the community. They adapted to the necessary safeguards, even when they were not easy. Our keiki attended school remotely, and students, their families, as well as our educators handled the impacts to the best of their abilities. Businesses, many of them hit hard, also responded to the pandemic with both ingenuity and aloha. Many found new methods to operate and did what they could to assist the community. Many others, unfortunately, had to shut down.

Last year, the State implemented a mandatory quarantine for incoming travelers to protect the health of our community. The number of travelers decreased abruptly, many residents were

temporarily laid off or lost their jobs, and we witnessed an unprecedented contraction of the State's economy. Some families had more than one person unemployed. Hawai'i's unemployment rate rose dramatically from 2.1% in March 2020, amongst the lowest in the nation, to 21.9% by the next month, the highest.

The Unemployment Insurance (UI) Trust Fund was quickly depleted, and the State borrowed money from the U.S. Treasury to pay unemployment claims. The UI Trust Fund is funded through the unemployment tax paid by employers, and repayment of the loan would put a considerable long-term burden on Hawai'i's businesses and their future viability.

Because they are part of the backbone of our community, helping businesses and employers is one of the State's highest priorities. Thus, the State used more than \$800 million to pay off the loan for the UI Trust Fund using federal Coronavirus Relief Funds from the Coronavirus Aid, Relief, and Economic Security (CARES) Act and Coronavirus State Fiscal Recovery Funds (CSFRF) from the American Rescue Plan (ARP) Act of 2021. Also, paying off the loan before the end of this calendar year benefits employers as it will prevent a reduction to the Federal Unemployment Tax Act tax credit.

By October 2020, we developed and implemented the State's Safe Travels program, which allows most air travelers to bypass the State's mandatory ten-day self-quarantine with a valid negative COVID-19 test result or by being fully vaccinated. This has helped revitalize our tourism industry as more than 9.3 million travelers have come to Hawai'i since then.

Pent up demand, reasonable airfares and low case levels in Hawai'i brought record numbers of domestic travelers. The resurgence of the visitor industry and the broader opening of businesses resulted in marked improvement to the State's economy, much more quickly than anticipated.

Hawai'i's unemployment rate has decreased significantly, with the preliminary unemployment rate going down to 6.3% in October 2021. Comparatively, the national preliminary unemployment rate of 4.6% for October 2021 decreased over 10% from 14.8% in April 2020.

As businesses and social venues continue to open up, we are faced with the challenge of ensuring the health and safety of our families and friends while supporting economic growth. We are keeping a watchful eye on the spread of the Omicron variant, which has already found its way to Hawai'i. As such, we request FY 23 contingency funding to maintain statewide COVID-19 preparedness for the Department of Defense (DOD). Additionally, substantial federal resources are available to the Department of Health for response efforts.

My Administration is steering our State through this health crisis by combining reasonable government protocols with calls for personal responsibility – and the people of Hawai'i have overwhelmingly supported this approach.

Our budget proposals for the next year transition Hawai'i's health system and economy from focusing on pandemic response to embracing a new normal that carefully reopens our islands for business and social interaction.

Balancing the Budget Through the Pandemic

At the start of the pandemic and through most of calendar year 2020, we expected to experience sizable general fund revenue shortfalls for several fiscal years. Thus, it was necessary to impose restrictive fiscal controls on general fund expenditures in FY 20 and FY 21.

The 2020 Legislature authorized general fund to general obligation (G.O.) bond swaps, special fund transfers, a \$345 million transfer from the Emergency and Budget Reserve Fund (EBRF) which increased the FY 20 balance of the

general fund by \$648 million. As a result of this and spending restrictions, the FY 20 general fund balance ballooned to \$1 billion.

The \$1 billion in carryover funds was necessary to support operations at the beginning of FY 21, as tax revenue collections had decreased dramatically. With huge budget deficits looming, we imposed restrictions on top of the sizeable reductions to FY 21 general fund appropriations made by the Legislature.

Given that further reductions to the State's budget would necessitate significant layoffs or furloughs, we took out a \$750 million working capital loan to provide short-term liquidity through the end of FY 21 to give the Administration and the Legislature time to consider the best options to balance the budget going forward. The loan will be paid back over five fiscal years, FY 22 through FY 26.

As we approached the FB 2021-23 Executive Budget, we were looking at estimated annual general fund revenue shortfalls of \$1.4 billion. We were dealing with the initial public health and fiscal impact of COVID-19 and had not yet received the federal ARP Act funds, which have helped to improve the State's fiscal stability.

Based on a structured program review, we prioritized and identified recurring budget reductions, which would offset a portion of the projected budget deficit, along with other cost saving measures. Our proposed budget reflected the sudden reductions to revenues due to the pandemic's impact on the State's economy and the tax revenue that funds our services and programs. While we were hopeful that federal funds would be made available to states shortly thereafter, it was still uncertain.

While there have been many budgetary reductions and impacts, our efforts worked toward preserving the State's most important and critical functions, including those that pertain to education and Hawai'i's safety net. Additionally, and importantly, we balanced the budget without implementing any significant tax increases on our residents or businesses. This was due in no small part to our efforts to strengthen our State finances which helped enable us to weather the worst of the general fund revenue projections without resorting to less desirable measures.

As FY 21 progressed and the economy improved, general fund tax revenue collections increased. After much negotiation, Congress finally passed the ARP Act, which provided a very substantial infusion of funding that we have used for the repayment of the UI loan and will be used for other eligible State costs.

Ultimately, FY 21 showed positive general fund tax revenue growth and ended with a general fund balance of approximately \$1.25 billion. Current general fund tax revenue growth through the first five months of FY 22 has been an astounding 27.3%.

Given the improvement to the State's fiscal position, we must replenish resources for programs providing critical State services that were decimated by budget reductions. Essential positions and funding must be restored, in addition to providing sufficient funding for increases in essential operating costs, such as utilities and insurance.

Federal Funds

Extraordinary amounts of federal funds have been provided to states to assist with costs associated with their pandemic response and to support economic recovery. In addition to grants awarded to specific programs, the State of Hawai'i received \$862.8 million through the CARES Act, which

included subawards for the counties of Kaua'i, Hawai'i and Maui, in April 2020. In addition, in March 2021, the ARP Act appropriated:

- \$219.8 billion for the CSFRF of which the State of Hawai'i has received \$1.6 billion.
- \$122.8 billion for the third round of the Elementary and Secondary School Emergency Relief Fund (ARP ESSER) which will provide \$412.3 million to Hawai'i's Department of Education (DOE), and \$39.6 billion for the Higher Education Emergency Relief Fund (HEERF III), of which the University of Hawai'i (UH) has been awarded \$40.7 million for student aid and \$76.7 million for institutional support.
- \$10 billion for the Coronavirus Capital Projects Fund, of which Hawai'i's allocation is \$115,475,318, to provide funding to carry out critical capital projects directly enabling work, education, and health monitoring in response to the COVID-19 public health emergency.

The ARP ESSER imposes a maintenance of effort (MOE) requirement that requires the state to maintain proportional levels of state support for education relative to the state's overall spending over a specified period. Supplemental budget general fund increases for departments other than DOE and UH will trigger budget adjustments of over 40% for DOE and UH combined.

The Infrastructure Investment and Jobs Act (IIJA) was also enacted on November 14, 2021 and is intended to make a significant investment in the nation's infrastructure to support cybersecurity, transportation, clean water, and drinking water. More specifics on the authorized use of the IIJA funds will be available after federal guidance has been received.

Budget and Fiscal Considerations

In developing the Executive Supplemental Budget, we considered the State's current and anticipated fiscal health and the potential impact of all proposed budget requests. To the extent possible, we considered potential stressors to the State's economy which could impact the State's revenues and fiscal well-being.

Our Administration has continuously strived to improve the State's fiscal stability. Since taking office in December 2014, our conservative and consistent approach to the budget enabled us to improve and maintain the State's fiscal position every year until the start of the pandemic.

We had built up the balance of the EBRF to \$378.2 million in FY 20. The FY 20 balance was increased due to transfers authorized by the Legislature and other revenue, allowing \$648 million to be transferred to the general fund and leaving a balance of \$58.9 million at the end of FY 20. To replenish the fund, \$250 million was deposited in FY 21.

As we have seen in the recent past, however, these are turbulent times, and we must be prepared to weather the worst on our own because the federal government may not be able to assist as generously in the future. Thus, we will be proposing, through separate legislation, to deposit \$1 billion into the EBRF in FY 22. This deposit will bring the EBRF balance to approximately 14.7% of prior year general fund revenues which will provide a strong reserve in the future.

With the support of the Legislature, we have made substantial progress addressing our unfunded liabilities. Even in FY 21, we were able to honor our commitment by paying \$826.7 million towards our other post-employment benefits (OPEB) unfunded liability, of which \$390 million was for FY 22.

Prior to the pandemic, the State's collective credit rating for G.O. bonds from all three rating agencies was the highest it had ever been. Concerns regarding the State's economy due to the pandemic negatively impacted those ratings. However, prior to our recent \$1.9 billion G.O. bond sale this past September, two of the rating agencies improved the State's ratings, or outlooks, currently "AA" (stable) by Fitch Ratings, "Aa2" (positive) by Moody's Investors Service, and "AA+" (stable) by S&P Global Ratings, because of, among other things, the State's strong budget and fiscal policies. Improved credit ratings mean lower borrowing costs for the State.

General fund tax revenue growth for the current fiscal year has been strong and consistently positive (the July 2021 growth rate was negative due to the deferment of the 2019 income tax payment deadline to July 2020 and would otherwise have been positive). The cumulative November 2021 general fund tax revenue growth rate is 27.3% and it is anticipated that the Council on Revenues (COR) may increase its FY 22 general fund tax revenue growth projection from 6.3% at its January 2022 meeting.

The State's fiscal situation is now positive in light of general fund revenue growth thus far and the substantial general fund balance of \$1.25 billion from FY 21. Given that changes in revenue growth can be unpredictable over a 12-month period, especially during a pandemic, we are optimistic but remain prepared to handle unforeseen events.

The State's recent revenue growth has been robust, but as always, we remain concerned about sustainability. The State must replenish the EBRF and has a significant funding commitment towards the State's unfunded pension and OPEB liabilities. We must ensure that adequate resources are available to meet these substantial demands.

We will be submitting several other emergency appropriation bills for FY 22 which total over \$28.4 million (\$1.4 million in general funds and \$27 million in G.O. bond funds) for DOE. These appropriations are necessary to provide critical support and facilities for the respective programs in FY 22. Such requests include \$1.4 million in general funds and \$6 million in G.O. bond funds for distance learning; \$15 million in G.O. bond funds for acquisition of a warehouse for DOE's Facilities Maintenance Branch; and \$6 million in G.O. bond funds for an agriculture innovation center on Kaua'i.

In addition, the State has gradually assumed more costs for federal programs for which federal grant funds were insufficient over the past few years. We expect this trend to continue; thus, the State must be prepared to fund federal programs for services which the State deems critical. The impact of significant federal fund reductions may be twofold, as the State will bear the economic impact of the reduced funding while providing additional funds for federal programs.

There are many pressing and competing demands for State resources. Basic and critical needs for education, housing, and health and human services must always be our highest priority. Programs that strengthen our communities and enhance our quality of life also deserve support. Now, we must also position ourselves to support the State as it moves past the pandemic.

We have proposed appropriate general fund appropriations in the Executive Supplemental Budget and will continue to work to align our current resources to solve our most critical problems and better serve the people of Hawai'i.

THE ECONOMY

Hawai'i's economy is expected to show positive growth through 2021 and 2022. The conditions of the U.S. economy and key international economies, especially Japan,

significantly impact Hawai'i's economy. The State's economic recovery is reliant upon the continued growth of the tourism and construction industries, which are major components in the State's economy.

The tourism industry has been heavily impacted by the pandemic. In August 2021, due to the surge in new COVID-19 cases, I asked residents and visitors to delay all non-essential travel until the end of October. This understandably put a damper on momentum of the industry's recovery, which had been exceeding expectations, in part, due to Hawai'i's Safe Travels program.

The tourism industry had experienced record growth in 2019 and during the first two months of 2020. Currently, preliminary year-to-date visitor arrivals through October 2021, compared to October 2019, are down 37.3%, while visitor spending is down by 30.6%.

Most visitors are from the U.S. West and U.S. East, as international travel is still lagging due to pandemic concerns and restrictions. Thus, visitor arrivals from the U.S. West and U.S. East were up by 3% and 5%, respectively, for the month of October 2021, while international visitor arrivals decreased significantly.

The continued recovery of the tourism sector is contingent upon the U.S. and other countries managing the spread of COVID-19. While it may take years to return to pre-pandemic levels, it will give us time to reassess and refocus the direction of the tourism industry.

Through the third quarter of 2021, economic indicators for the construction industry were mixed with government contracts awarded decreasing by 29.2%, while private building authorizations increased by 32.9%. State CIP expenditures decreased by 3%, while construction jobs increased by 2.5% compared to the same period last year.

Hawai'i's seasonally adjusted unemployment rate had trended downward from a high of 21.9% in April and May 2020 to the preliminary rate of 6.3% in October 2021. Prior to the pandemic, the unemployment rate had been consistently less than 6.3% since early 2012.

The national preliminary unemployment rate for October 2021 is 4.2%, which bodes well for Hawai'i. However, there is potential adverse economic impact to Hawai'i and the nation due to the ongoing pandemic, high levels of inflation, supply chain issues, instabilities in Congress and tensions in the Middle East.

We are cautiously optimistic about Hawai'i's economy but many potential challenges remain, including the uncertainty of the pandemic. It is our responsibility to ensure that the State is prepared and in the best position to mitigate possible issues. We will continue to work with the Legislature to ensure that the State's economic recovery continues.

REVENUE PROJECTIONS

At its September 7, 2021 meeting, the COR increased its FY 22 general fund tax revenue projection from 3% to 6.3%, while it maintained its projections for FYs 23-27 at 4% each year. The increase for FY 22 was due to healthy year-to-date general excise and income tax collections, the rapid recovery of visitor arrivals, and renewed consumer spending.

However, the COR noted risks that could inhibit the State's economic recovery including new variants, vaccine reluctance, sustained travel restrictions, burdensome regulations imposed on businesses for public health reasons, and significant supply chain disruptions. The COR also expects the decrease in federal stimulus spending compared to last year to impact Hawai'i's economy.

THE FY 23 EXECUTIVE SUPPLEMENTAL BUDGET

Budget Approach and Priorities

After two years of budgetary cuts to State programs, there are many needs to be met. Fulfilling these requirements must be done sustainably and must be weighed against the Administration's concurrent efforts to strengthen the State's fiscal position.

The Executive Supplemental Budget will continue the Administration's proactive approach to strengthen the State's fiscal stability by:

- Replenishing budget reserves by depositing \$1 billion into the EBRF in FY 23. (A separate legislative proposal will be submitted by the Administration.)
- Strategically planning expenditures and providing for limited expansion of annual recurrent spending to ensure fiscal sustainability.
- Aggressively addressing pension and OPEB unfunded liabilities while the resources are available.

To ensure that we can continue to provide critical State services, we have requested to replenish resources for programs that were severely impacted by budget reductions, including building back the State's workforce by restoring position counts and funds for deleted positions and funding for defunded and underfunded positions. We have also proposed funding for increases in essential operating costs, such as utilities and insurance.

With an ongoing pandemic, we must be prepared. As such, the requested FY 23 contingency funding to maintain statewide COVID-19 preparedness for DOD will be a critical resource.

The highest priority of our Administration has always been education. Last year, it was extremely difficult to consider reductions that would have impacted students and teachers. Unfortunately, both DOE and UH suffered significant budget reductions.

We are grateful that the State's current fiscal situation allows us to support funding for primary and secondary education again by restoring resources and providing for ESSER MOE requirements. The Executive Supplemental Budget adds substantial funding for DOE to restore general fund reductions, provide extra compensation for classroom teacher shortage differentials, and for improvements to schools to ensure healthy and safe learning environments.

We have been given the unique opportunity to pivot the State, post-pandemic, to provide opportunities for growth where we most need them. UH will be the key stakeholder to advance these programs which will benefit our communities.

We have requested funds for clinical nursing instructors and a Just in Time training program to support professional competency development related to teaching competencies for nurses newly recruited into the clinical instruction roles. Further, to address the State's doctor shortage, we have requested to expand the residency program for the John A. Burns School of Medicine to the neighbor islands, where doctors are especially needed. About 80% of graduates who perform their residency in Hawai'i, stay in Hawai'i to practice and this program would provide a pipeline for doctors to work on the neighbor islands.

Our reliance on information technology (IT), the internet and online systems came to the forefront during the pandemic. It has emphasized the need to develop our innovation economy here in Hawai'i. UH's IT and Cyber Leap-Start Experience Accelerator program is designed to provide significant

workforce experience for IT and cybersecurity program students approaching graduation and students who recently graduated but need substantive work experience.

The demand for affordable housing, including rentals, has reached critical proportions. The recent sales activity in the housing industry, spurred by low interest rates and mainland investors, has resulted in the increase in the median sale price of single-family homes to over \$1 million, a price that is out of reach for many of Hawai'i's families.

The situation is exacerbated by the increase in rental costs while some may be struggling with payments of back rent. The proposed infrastructure development in West O'ahu will support the future development of affordable rentals along the rail line.

Hawai'i's natural resources are unique and vital. They play an essential part in our culture and way of life. As stewards of these islands, we recognize that we must do our part to maintain these resources for future generations. As such, we have asked to restore funding for many programs for the Department of Land and Natural Resources.

Hawai'i's agricultural industry is looking towards developing plantation lands for diversified agriculture, combining traditional farming with new technology for higher yields, and considering what can be grown for local consumption. We propose to move forward with the development of the Royal Kunia Agricultural Park to support the agricultural industry's expansion.

When we look at sustainability, we must also look at sustainable growth, including the infrastructure that forms the foundation for it. Great strides have been made in maintaining and improving our airports, harbors, and highways and those efforts must be continued.

Our modernization projects to increase government efficiency and responsiveness are also ongoing. As such, we have requested funding to support the State's Enterprise Financial System project, which is in its beginning phases.

Our Administration remains committed to being fiscally responsible. We will continue to look for thoughtful and innovative ways to improve our operations and services to the public while making the best use of our resources. We have approached the Executive Supplemental Budget, which is aligned with our Administration's strategic priorities, in that manner.

The Executive Supplemental Budget contains operating and CIP requests for FY 22 and FY 23 that propose changes and adjustments to Act 88, SLH 2021, including transfers (operating only), which authorized funding for the two-year fiscal period that began on July 1, 2021 and ends on June 30, 2023, as follows:

	<u>FY 22</u> <u>Appropriations</u> (\$million)	<u>FY 22</u> <u>Adjustments</u> (\$million)	<u>FY 22</u> <u>Requests</u> (\$million)
Operating Budget			
All Means of Financing (MOF)	16,039.7	-22.5	16,017.2
General Funds	7,663.9	0.0	7,663.9
CIP Budget			
All MOF	1,758.8	-112.1	1,646.7
G.O. Bond Funds	984.8	-2.0	982.8
G.O. Reimbursable Bond Funds	7.3	7.3

	<u>FY 23</u> <u>Appropriations</u> (\$million)	<u>FY 23</u> <u>Adjustments</u> (\$million)	<u>FY 23</u> <u>Requests</u> (\$million)
Operating Budget			
All MOF	15,363.9	1,562.5	16,926.4
General Funds	7,758.6	942.3	8,701.0
CIP Budget			
All MOF	929.2	1,788.3	2,717.5
G.O. Bond Funds	294.1	827.4	1,121.5
G.O. Reimbursable Bond Funds	2.5	2.5

The Operating Budget

The Executive Supplemental Budget includes amendments for FY 22 and FY 23 that total -\$22.5 million and \$1.562 billion, respectively, from all MOF for operating costs. This represents a decrease of 0.1% and an increase of 10.2% compared to FY 22 and FY 23 appropriations, respectively, in the FB 2021-23 Executive Budget (Act 88, SLH 2021, including transfers).

Significant requests for priority areas include the following (FY 23 general funds unless otherwise noted; most positions funded for six-months). Additional information on funding distribution by MOF and department may be found in the forthcoming sections.

Major FY 23 general fund adjustments for fixed costs and entitlements include:

- Increases OPEB payment by \$335,068,000.
- Decreases debt service payments by \$23,485,639.

- Increases retirement benefits payments by \$14,750,010.
- Increases Medicaid health care payments by \$15,864,124 in general funds and \$10,177,219 in federal funds to provide additional home- and community-based services, extend post-partum categorical coverage, and restore adult dental benefits.

Education

Public School System

- Adds \$100,200,000 for various DOE programs to restore funding due to reductions made at the beginning of the pandemic.
- Adds \$78,300,000 for various repairs and maintenance projects for essential school operating needs and other one-time nonrecurring expenditures.
- Adds \$32,500,000 for extra compensation for classroom teacher shortage differentials.
- Adds \$10,000,000 for workers' compensation to cover shortfalls to pay for statutorily mandated benefits.
- Adds \$5,000,000 to repair and maintain existing converged infrastructure.
- Adds \$5,000,000 for increased electricity costs.
- Adds \$4,326,507 for virtual/distance learning.
- Adds \$17,109,803 for Charter Schools to equalize the per pupil funding based on DOE's FY 23 proposed operating budget and projected enrollment.

University System

- Adds \$30,000,000 for UH at Mānoa.
- Adds \$2,280,000 for UH at Hilo.
- Adds \$4,600,000 for UH, Community Colleges.
- Adds 20.00 permanent positions and \$2,040,000 for Graduate Medical Education Residency Program expansion.
- Adds \$21,700,000 for repairs, maintenance and equipment.
- Adds \$842,572 for nursing clinical instructors at UH, Community Colleges.

Public Library System

- Adds \$1,000,000 for security services at various libraries.
- Adds \$750,000 for library books and materials.

Health and Human Services

- Adds \$3,601,533 for additional funds for federally mandated delivery of Early Intervention Services.
- Adds \$3,487,633 for additional operating funds for a new Hawai'i State Hospital forensic building.
- Adds \$1,500,000 for Kupuna Care.
- Creates a new program ID (HTH 215/OR) for the O'ahu Region of the Hawai'i Health Systems Corporation and adds \$16,320,700 for an operating subsidy.

- Adds \$2,236,853 in general funds and \$8,249,095 in federal funds for General Support for Self-Sufficiency Services to reimplement exit and retention bonus payments; establish new afterschool and summer program sites for eligible youth; and replace the Benefits, Employment and Support Services Division's IT equipment.
- Increases the Spouse and Child Abuse Special Fund ceiling by \$5,000,000 in special funds for Child Protective Services to provide prevention services and programs to minimize the number of children entering foster care.

Effective, Efficient, and Open Government

- Adds \$805,000 for consultant's contract and \$1,219,725 for annual maintenance contracts for the Enterprise Financial System IT project.
- Adds \$17,000,000 in general funds and \$17,000,000 in revolving funds for insurance premiums.
- Adds \$3,300,000 for Deputy Attorney General salary increases.
- Reduces \$9,700,000 in ARP funds in FY 22 and FY 23 and adds \$9,700,000 in general funds in FY 23 for vacation payouts.
- Adds \$33,333,334 in ARP funds for State match requirements of Broadband Equity, Access, and Deployment State grants appropriated by the IJJA.
- Adds 5.00 permanent positions and \$304,744 in special funds for the Professional and Vocational Licensing Program to process and renew licenses.

- Adds \$450,000 in special funds for the Insurance Regulatory Services Program for a new fraud investigation system.
- Adds 3.00 permanent positions and \$3,681,623 for Student Helpers/Interns and Kuana'ike programs.
- Adds \$321,000,000 in trust funds to increase the ceiling for the UI Trust Fund to accommodate increased UI claim benefit payments.
- Adds 5.00 permanent positions and \$1,003,364 to establish 5.00 Delinquent Tax Collection Assistants and restore funding for 14.00 positions in the Compliance program.
- Adds \$6,252,251 for maintenance and support for the Tax System Modernization project.

Housing

- Adds \$40,000,000 in special funds for the School Facility Agency for teacher housing in the West O'ahu Region (to provide a special fund ceiling for expenditure of G.O. bond fund cash infusion).

Economy

- Adds \$60,000,000, 1.00 permanent position, and 23.20 temporary positions for the operations of the Hawai'i Tourism Authority.
- Adds \$28,500,000 in special funds and 0.80 temporary positions for the operations of the Hawai'i Convention Center.

- Adds \$1,000,000 for the Hawai'i Small Business Innovation Research Phases II and III grant program for the Hawai'i Technology Development Corporation (HTDC).
- Adds \$500,000 for the Accelerator program for HTDC.
- Adds \$500,000 for the Manufacturing Assistance grant program for HTDC.

Agriculture

- Converts positions in the Plant Pest and Disease Control program from special to general funds by reducing 23.00 permanent positions and \$1,825,885 in special funds and adding 23.00 permanent positions and \$1,407,252.
- Adds \$1,474,000 for various agricultural development and biosecurity projects.

Environment

- Adds \$2,500,000 in special funds to be used as State matching funds for federal grants for the Hawai'i State Energy Office.
- Adds \$11,906,688 in special funds to support State Parks operations.
- Adds 8.00 permanent positions and \$3,598,424 in special funds for the Land Division.
- Adds 15.00 permanent positions and \$1,154,646 in general funds and \$382,852 in special funds for the State Historic Preservation Division.

- Adds 9.00 permanent positions, 4.00 temporary positions, and \$1,659,832 to restore resources for program operations.

Native Hawaiians

- Adds \$5,000,000 for statewide loan capitalization for the Department of Hawaiian Home Lands (DHHL).

Transportation

- Adds \$8,633,626 in special funds for Wiki Wiki shuttle services and \$5,505,208 for additional Wiki Wiki buses at Daniel K. Inouye International Airport.
- Adds \$5,000,000 in special funds for the Highways Division's (HWY) Special Maintenance Program.
- Adds \$3,500,000 in ARP funds for HWY's stored property and debris removal services.

Public Safety

- Adds \$61,849,216 in ARP funds to address Safe Travel requirements, National Guard costs, and other COVID-19 expenditures.
- Adds \$7,233,000 in general funds and \$24,700,000 in other federal funds from Hazard Mitigation federal grants to provide contingency funding for statewide COVID-19 operations.
- Adds \$5,000,000 to restore the Major Disaster Fund pursuant to Section 127A-16, HRS.
- Adds \$1,743,572 in operating funds for increased utility expenditures for various DOD programs.

- Adds 26.00 temporary positions (10.50 in federal funds and 15.50 in other federal funds), \$247,841 in federal funds, and \$964,824 in other federal funds and trades off \$447,751 in federal funds from other current expenses to payroll to fund various disaster positions under the Hawai'i Emergency Management Agency (HI-EMA). Also adds 2.00 permanent positions and \$227,760 in general funds and reduces 2.00 permanent positions and \$165,756 in federal funds to provide full State funding for certain leadership positions under HI-EMA.
- Adds \$17,633,345 to restore the funding of 291.50 permanent positions for various programs for the Department of Public Safety (PSD).
- Adds 193.00 permanent positions (151.00 Adult Corrections Officer positions, 29.00 healthcare positions, and 13.00 other support positions) and \$8,104,694 for the new housing at the Hawai'i Community Correctional Center, Maui Community Correctional Center, and Women's Community Correctional Center.
- Adds 24.00 permanent Deputy Sheriff positions and \$1,168,908 to support law enforcement services on O'ahu and Hawai'i.
- Adds 22.00 permanent healthcare positions (16.00 Registered Nurse positions and 6.00 Clinical Psychologist positions), \$1,335,396 for payroll costs, and \$455,000 in non-recurring equipment costs to improve healthcare services in various correctional facilities.
- Adds \$1,220,743 for increased utility costs for various programs in PSD.

The Capital Improvement Program Budget

The Executive Supplemental Budget includes amendments for FY 22 and FY 23 that total -\$112.1 million and \$1.788 billion, respectively, from all MOF for CIP costs. This represents a decrease of 6.4% and an increase of 192.5% compared to FY 22 and FY 23 appropriations, respectively, from Act 88, SLH 2021.

Significant requests for priority areas include the following (FY 23 G.O. bond funds unless otherwise noted). Additional information on funding distribution by MOF and department may be found in the forthcoming sections.

Education

Public School System

- Adds \$90,000,000 for Lump Sum – Deferred Maintenance Projects, Statewide, for building and site repair and maintenance, electrical and infrastructure improvements, hazardous materials remediation, and various renovations to school facilities.
- Adds \$29,600,000 for Lump Sum – Support, Statewide, for various school improvements including athletic facilities improvements and electrical upgrades.
- Adds \$28,850,000 for Lump Sum – Compliance, Statewide, to bring DOE in compliance with the Americans with Disabilities Act, including architectural barrier removal, and gender equity requirements.
- Adds \$25,000,000 for Lump Sum – Project Completion, Statewide, for construction management costs, purchase orders, utilities charges, change orders, and all other costs associated with the completion of a project.

- Adds \$15,150,000 for Lump Sum – Health and Safety, Statewide, for improvements to school facilities and grounds to meet health, safety requirements, laws, ordinances and county requirements.
- Adds \$6,400,000 for Lump Sum – Instructional, Statewide, to address compliance requirements and provide support spaces for 21st century learner program.
- Adds \$5,000,000 for Lump Sum – Office of IT Services, Statewide, to maintain and improve DOE’s converged infrastructure providing bells and paging for school safety.

University System

- Adds \$32,000,000 for UH System, Renew, Improve, and Modernize, Statewide.
- Adds \$11,500,000 for Waikīkī Aquarium Discharge System Upgrade, O’ahu.
- Adds \$24,000,000 for Capital Renewal and Deferred Maintenance at UH Community Colleges, Statewide.
- Adds \$6,500,000 for Leeward Community College Fascias, O’ahu.
- Adds \$10,000,000 for UH West O’ahu, Campus Expansion and Development of University Village, O’ahu.

Public Library System

- Adds \$28,000,000 for Pearl City Library, New Community Library Learning Center, O’ahu.

- Adds \$5,000,000 for Health and Safety, Statewide.

Effective, Efficient, and Open Government

- Adds \$5,125,000 for Lump Sum Maintenance of Existing State Facilities, Statewide.
- Adds \$25,000,000 for Data Centers, Renovations, Replacements, and/or New, Statewide.
- Adds \$109,562,000 in ARP funds for Lump Sum CIP Broadband, Statewide.
- Adds \$5,766,000 in ARP funds for Lump Sum CIP Broadband Administrative Costs, Statewide.

Housing

- Adds \$40,000,000 for teacher housing in the West O'ahu Region (cash infusion to the School Facility Agency for deposit to their special fund).
- Adds \$10,000,000 for public housing development, improvements, and renovations, Statewide.

Health

- Adds \$9,334,000 for Kalaupapa Settlement for various projects to close landfills, provide improvements and remove underground storage tanks, Moloka'i.
- Adds \$1,000,000 for emergency room department renovations at Kaua'i Veterans Memorial Hospital, Kaua'i.

Economy

- Adds \$64,000,000 for repair and enhancement of the Hawai'i Convention Center rooftop terrace deck, O'ahu.
- Adds \$12,125,000 for Saratoga Avenue Electrical and Communication Infrastructure Improvements in Kalaeloa, O'ahu.
- Adds \$25,000,000 for repair of the Fisherman's Wharf Bulkhead-Kewalo Basin Harbor, O'ahu.

Agriculture

- Adds \$5,100,000 for tar removal at the Animal Quarantine Station in Halawa, O'ahu.
- Adds \$10,000,000 for Royal Kunia Agricultural Park, O'ahu.
- Adds \$3,000,000 for Agricultural Infrastructure Improvements, O'ahu.
- Adds \$3,500,000 for Kekaha Ditch Irrigation System Modification, Kaua'i.
- Adds \$6,000,000 for Waiahole Water System Improvements, Kunia, O'ahu.

Environment

- Adds \$4,000,000 for Watershed Protection and Initiatives, Statewide.
- Adds \$3,000,000 for He'eia Kea Small Boat Harbor Wastewater System Improvements, Kāne'ohe, O'ahu.

- Adds \$8,350,000 (\$1,850,000 in G.O. bonds, \$3,000,000 in private contributions, and \$3,500,000 in trust funds) for Waikīkī Master Plan Improvements, O'ahu.
- Adds \$3,000,000 in special funds for Hawai'i District Land Office Renovation, Hawai'i.
- Adds \$3,450,000 for Maunawili and Kāne'ohe Pali acquisitions, O'ahu.

Native Hawaiians

- Adds \$10,000,000 for DHHL lot development projects, Statewide.

Transportation

- Adds \$173,200,000 in revenue bond funds for Airfield Improvements at Various Airports, Statewide.
- Adds \$45,000,000 in revenue bond funds for Kahului Airport, Airport Improvements, Maui.
- Adds \$33,000,000 in revenue bonds for Airports Division Facility Improvements, Statewide.
- Adds \$162,800,000 (\$32,800,000 in revenue bonds and \$130,000,000 in federal funds) for Major Pavement Improvements, Statewide.
- Adds \$95,000,000 for Farrington Highway Widening, Kapolei Golf Course to Fort Weaver Road, O'ahu.
- Adds \$75,001,000 (\$75,000,000 in G.O. bonds and \$1,000 in federal funds) for West O'ahu Regional Transportation Improvements, O'ahu.

- Adds \$55,000,000 (\$11,000,000 in revenue bonds and \$44,000,000 in federal funds) for Interstate Route H-1 Improvements, Vicinity of Ola Lane to Vicinity of Vineyard Boulevard, O'ahu.

Public Safety

- Transfers \$3,000,000 in FY 22 and \$3,000,000 in FY 23 from Amelioration of Physical Disasters (DEF 110) to HI-EMA (DEF 118); adds \$6,000,000 in other federal funds; and re-appropriates lapsed funds of \$3,000,000 to Retrofit Public Buildings with Hurricane Protective Measures, Statewide.
- Transfers \$2,500,000 in FY 22 from Amelioration of Physical Disasters (DEF 110) to HI-EMA (DEF 118) for Disaster Warning and Communications, Statewide.
- Adds \$5,000,000 for Birkhimer Emergency Operations Center Upgrades and Improvements, O'ahu.
- Adds \$1,350,000 for the replacement of emergency generators and related improvements at the Hawai'i Youth Correctional Facility on O'ahu.
- Adds \$45,000,000 for Halawa Correctional Facility, Consolidated Health Care Unit, O'ahu.
- Adds \$30,000,000 for various lump sum capital improvement projects to provide major repairs, upgrades, improvements to comply with Americans with Disabilities Act standards, and deferred maintenance to PSD facilities, Statewide.
- Adds \$21,000,000 for the Corrections Collaboration System to replace the existing inmate management system for PSD facilities, Statewide.

- Adds \$15,000,000 for O‘ahu Community Correctional Center (OCCC) New Housing and Support Facilities, O‘ahu.
- Adds \$8,000,000 for OCCC, Laumaka Work Furlough Center Infrastructure Repairs, Renovation and Improvements, O‘ahu.
- Adds \$6,000,000 for PSD Sheriffs Division Relocation from Keawe Station to Kalanimoku Building, O‘ahu.

HAWAII’S FUTURE

The Executive Supplemental Budget implements a plan of action for a healthier, safer, and more vibrant Hawai‘i. It addresses the issues of today and continues to make strategic investments in education to expand careers in priority industries and in measures to accelerate more affordable housing.

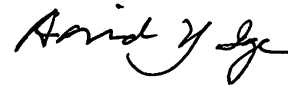
Hawai‘i continues to show remarkable strength in the face of adversity, and we can all be proud of what we have accomplished as a state. Our ability to respond to COVID-19 is a testament to the investments we have made and the work we have done to improve the State’s physical and social infrastructure.

As the socio-economic impact of this pandemic continues to unfold, it will take all of us, working together, to make things better in the days ahead. The values instilled in us by our parents and grandparents to work hard, take care of our families, and support our communities are especially important now.

The health and welfare of Hawai‘i’s people and the good of future generations have always guided our actions. We have worked to put the State on solid footing and set Hawai‘i on a better trajectory. This budget continues to invest in Hawai‘i’s

future, allows us to continue on a path where Hawai‘i’s children have all the opportunities they deserve and where they can choose, and want to choose, to call Hawai‘i home.

Sincerely,



DAVID Y. IGE
Governor of Hawai‘i

APPENDIX TO THE GOVERNOR'S MESSAGE

A. THE FY 23 EXECUTIVE SUPPLEMENTAL BUDGET RECOMMENDATIONS

THE OPERATING BUDGET

General Funds

For **FY 22**, there were no proposed general fund adjustments to the operating budget. The current appropriation level and recommended general fund amount for FY 22 is \$7.664 billion.

For **FY 23**, total proposed general fund adjustments to the operating budget amount to a net increase of \$942.3 million, or 12.2% more than the current appropriation level of \$7.759 billion. The recommended general fund amount for FY 23 is \$8.701 billion.

All Means of Financing

For **FY 22**, total proposed adjustments to the operating budget for all MOF amount to a net decrease of \$22.5 million, or 0.1% less than the current appropriation level of \$16.040 billion for all MOF. The recommended amount for all MOF for FY 22 is \$16.017 billion.

For **FY 23**, total proposed adjustments to the operating budget for all MOF amount to a net increase of \$1,562 billion, or 10.2% more than the current appropriation level of \$15.364 billion for all MOF. The recommended amount for all MOF for FY 23 is \$16.926 billion.

Breakdowns by MOF are as follows:

Means of Financing	FY 22 Act 88/2021* Appropriation (\$)	FY 22 Proposed Adjustment (\$)	FY 22 Recommended Appropriation (\$)
General Funds	7,663,861,874	7,663,861,874
Special Funds	3,200,803,173	3,200,803,173
Federal Funds	2,946,214,715	2,946,214,715
Other Federal Funds	222,616,643	222,616,643
Private Contributions	903,067	903,067
County Funds	2,937,802	2,937,802
Trust Funds	433,944,641	433,944,641
Interdept. Transfers	79,165,797	79,165,797
ARP Funds	958,870,133	(22,502,391)	936,367,742
Revolving Funds	511,441,034	511,441,034
Other Funds	18,954,519	18,954,519
Total	16,039,713,398	(22,502,391)	16,017,211,007
Means of Financing	FY 23 Act 88/2021* Appropriation (\$)	FY 23 Proposed Adjustment (\$)	FY 23 Recommended Appropriation (\$)
General Funds	7,758,639,688	942,312,514	8,700,952,202
Special Funds	3,286,403,848	114,661,966	3,401,065,814
Federal Funds	2,937,916,956	30,036,883	2,967,953,839
Other Federal Funds	201,608,370	30,942,429	232,550,799
Private Contributions	903,067	903,067
County Funds	2,937,802	(2,000,000)	937,802
Trust Funds	433,944,641	328,412,322	762,356,963
Interdept. Transfers	79,165,797	3,097,010	82,262,807
ARP Funds	131,794,506	71,932,550	203,727,056
Revolving Funds	511,607,962	42,832,817	554,440,779
Other Funds	19,018,519	238,292	19,256,811
Total	15,363,941,156	1,562,466,783	16,926,407,939

*/ Act 88, SLH 2021, including transfers.

The distribution by department and the significant changes in the Operating Supplemental Budget by department are presented in the sections that follow.

THE CAPITAL IMPROVEMENT PROGRAM BUDGET

General Obligation Bond Funds

For **FY 22**, total proposed CIP adjustments for G.O. bond funds amount to a net decrease of \$2.0 million, or 0.2% less than the total of the current G.O. bond fund and G.O. reimbursable (G.O.R.) bond fund appropriation levels of \$984.8 million and \$7.3 million, respectively.

For **FY 23**, total proposed CIP adjustments for G.O. bond funds amount to a net increase of \$827.4 million, or 279.0% more than the total of the current G.O. bond fund and G.O.R. bond fund appropriation levels of \$294.1 million and \$2.5 million, respectively. The recommended G.O. bond fund and G.O.R. bond fund amounts for FY 23 are \$1.121 billion and \$2.5 million, respectively.

All Means of Financing

For **FY 22**, total proposed CIP adjustments for all MOF amount to a net decrease of \$112.1 million, or 6.4% less than the total of the current appropriation level for all MOF of \$1.759 billion.

For **FY 23**, total proposed CIP adjustments for all MOF amount to a net increase of \$1.788 billion, or 192% of the current level for all MOF of \$929.2 million. The recommended amount for all MOF for FY 23 is \$2.718 billion.

Breakdowns by MOF are as follows:

Means of Financing	FY 22 Act 88/2021 Appropriation (\$)	FY 22 Proposed Adjustment (\$)	FY 22 Recommended Appropriation (\$)
General Funds
Special Funds	20,960,000	20,960,000
G.O. Bonds	984,796,000	(1,972,000)	982,824,000
G.O.R. Bonds	7,300,000	7,300,000
Revenue Bonds	346,272,000	346,272,000
Federal Funds	208,257,000	208,257,000
Other Federal Funds	1,200,000	1,200,000
Private Contributions	32,000	32,000
County Funds	21,250,000	21,250,000
Trust Funds
Interdept. Transfers
ARP Funds	110,109,000	(110,109,000)
Revolving Funds
Other Funds	<u>58,577,000</u>	<u>.....</u>	<u>58,577,000</u>
Total	1,758,753,000	(112,081,000)	1,646,672,000

Means of Financing	FY 23 Act 88/2021 Appropriation (\$)	FY 23 Proposed Adjustment (\$)	FY 23 Recommended Appropriation (\$)
General Funds
Special Funds	6,960,000	13,300,000	20,260,000
G.O. Bonds	294,105,000	827,384,000	1,121,489,000
G.O.R. Bonds	2,500,000	2,500,000
Revenue Bonds	430,211,000	513,410,000	943,621,000
Federal Funds	167,056,000	306,352,000	473,408,000
Other Federal Funds	3,210,000	6,000,000	9,210,000
Private Contributions	5,032,000	3,000,000	8,032,000
County Funds	20,000,000	20,000,000
Trust Funds	3,500,000	3,500,000
Interdept. Transfers
ARP Funds	115,328,000	115,328,000
Revolving Funds
Other Funds	<u>157,000</u>	<u>.....</u>	<u>157,000</u>
Total	929,231,000	1,788,274,000	2,717,505,000

The distribution by department and the highlights of the CIP program by department are presented in the sections that follow.

B. THE GENERAL FUND EXPENDITURE CEILING

By law, general fund appropriations must comply with the expenditure ceiling requirements that are set forth in Section 9 of Article VII of the Hawai'i State Constitution and Section 37-92 of the Hawai'i Revised Statutes (HRS).

At the aggregate level that includes all branches of government, the total proposed appropriations from the general fund are within the expenditure ceilings for both FY 22 and FY 23.

For the Executive Branch, the total proposed appropriations from the general fund (which include the Executive Supplemental Budget for FY 2021-23 and other specific appropriation measures to be submitted) are also within the Executive Branch's appropriation ceilings for both FY 22 and FY 23.

C. TAX REFUND OR CREDIT AND DEPOSIT TO THE EMERGENCY AND BUDGET RESERVE FUND

Article VII, Section 6, of the Hawai'i State Constitution, requires that whenever the State general fund balance at the close of each of two successive fiscal years exceeds 5% of general fund revenues for each of the two fiscal years, the Legislature must provide for a tax refund or tax credit to the taxpayers of the State or make a deposit into one or more emergency funds, as provided by law.

Section 328L-3, HRS, provides that whenever general fund revenues for each of two successive fiscal years exceed revenues for each of the preceding fiscal years by 5%, 5% of the general fund balance shall be deposited into the EBRF.

For FY 20 and FY 21, general fund balances were greater than 5% of general fund revenues. However, it is important to note that the FY 20 general fund balance was adjusted to include certain transactions that were authorized for FY 20 but processed in FY 21. Due to a combination of timing issues with the enactment of the authorizing legislation and accounting system limitations, those transactions were processed in FY 21 but, for the purposes of the general fund financial plan, have been reflected as authorized in FY 20.

Although the general fund balance exceeded 5% of general fund revenues for FY 20 and FY 21, FY 20 and FY 21 total (tax and non-tax) general fund revenues did not exceed the respective previous year's revenues by 5% or more. Accordingly, the 2022 Legislature must provide for a tax refund or tax credit or make a deposit into one or more funds that serve as temporary supplemental sources of funding in times of emergency, economic downturn, or unforeseen reduction in revenues, or appropriate general funds for the prepayment of either or both of 1) debt service or 2) pension or OPEB liabilities.

D. THE DEBT LIMIT

Section 13 of Article VII of the Hawai'i State Constitution places a debt limit on G.O. bonds that may be issued by the State. It has been determined that the total amount of principal and interest calculated on: a) all bonds issued and outstanding; b) all bonds authorized and unissued; and c) all bonds proposed in the Executive Supplemental Budget (including State guaranties) will not cause the debt limit to be exceeded at the time of each bond issuance.

This page is intentionally left blank

BUDGET IN BRIEF
The FY 2023 Executive Supplemental Budget

Table of Contents

	Page
Governor's Message	i - xix
The Operating and Capital Investment Budget - Statewide Summaries	1 - 26
The Operating and Capital Budget - Department Summaries and Highlights	
Plan of Organization	29
Department of Accounting and General Services	30 - 33
Department of Agriculture	34 - 37
Department of the Attorney General	38 - 41
Department of Budget and Finance	42 - 45
Department of Business, Economic Development, and Tourism	46 - 49
Department of Commerce and Consumer Affairs	50 - 53
Department of Defense	54 - 57
Department of Education	58 - 65
Office of the Governor	66 - 69
Department of Hawaiian Home Lands	70 - 73
Department of Health	74 - 81
Department of Human Resources Development	82 - 85
Department of Human Services	86 - 89
Department of Labor and Industrial Relations	90 - 93
Department of Land and Natural Resources	94 - 97
Office of the Lieutenant Governor	98 - 101
Department of Public Safety	102 - 107
Department of Taxation	108 - 111
Department of Transportation	112 - 117
University of Hawaii	118 - 121
Historical Information	123 - 134

This page is intentionally left blank



The Operating and Capital Budget - Statewide Summaries

MULTI-YEAR FINANCIAL SUMMARY
GENERAL FUND
FISCAL YEARS 21 - 27
(in millions of dollars)

	<u>Adj. Actual*</u> <u>FY 21</u>	<u>Estimated</u> <u>FY 22</u>	<u>Estimated</u> <u>FY 23</u>	<u>Estimated</u> <u>FY 24</u>	<u>Estimated</u> <u>FY 25</u>	<u>Estimated</u> <u>FY 26</u>	<u>Estimated</u> <u>FY 27</u>
REVENUES:							
Executive Branch:	8.1%	6.3%	4.0%	4.0%	4.0%	4.0%	4.0%
Tax revenues	7,250.3	7,707.0	8,015.3	8,335.9	8,669.4	9,016.1	9,376.8
Nontax revenues	1,721.5	713.1	723.5	739.9	756.5	859.8	880.6
Judicial Branch revenues	31.1	31.6	32.1	32.6	33.3	33.9	34.4
Other revenues	0.2	(41.1)	(108.1)	(5.4)	(7.7)	(60.9)	(63.9)
TOTAL REVENUES	9,003.0	8,410.6	8,662.7	9,103.0	9,451.5	9,848.8	10,227.8
EXPENDITURES							
Executive Branch:							
Operating	8,047.9	7,663.9	8,701.0	8,920.7	9,078.3	9,304.9	9,305.5
CIP	0.0	0.0	0.0	0.0	0.0	0.0	0.0
Specific appropriation/CB	828.1	10.7	41.4	42.0	42.1	42.1	42.1
Other expenditures/adjustments	1.3	1,006.4	27.9	28.4	28.4	28.4	28.4
Sub-total - Exec Branch	8,877.3	8,681.0	8,770.3	8,991.1	9,148.8	9,375.4	9,376.0
Legislative Branch	41.1	41.1	41.4	41.9	41.9	41.9	41.9
Judicial Branch	163.0	164.9	166.2	167.4	167.7	167.7	167.7
 OHA	3.0	2.3	2.3	3.0	3.0	3.0	3.0
Counties	0.0	0.0	0.0	0.0	0.0	0.0	0.0
Lapses	(328.5)	(80.0)	(80.0)	(80.0)	(80.0)	(80.0)	(80.0)
TOTAL EXPENDITURES	8,755.8	8,809.2	8,900.2	9,123.4	9,281.5	9,508.1	9,508.7
REV. OVER (UNDER) EXPEND.	247.2	(398.6)	(237.4)	(20.4)	170.0	340.8	719.2
CARRY-OVER BALANCE (DEFICIT)							
Beginning	1,002.7	1,249.9	851.3	613.8	593.5	763.5	1,104.2
Ending	1,249.9	851.3	613.8	593.5	763.5	1,104.2	1,823.4
<hr style="border-top: 1px dashed black;"/>							
	319.5	1,324.7	1,332.5	1,339.9	1,347.0	1,354.0	1,361.0
<i>EBRF fund balance as % of prior yr revenues</i>	3.86%	14.71%	15.84%	15.47%	14.80%	14.33%	13.82%

* unaudited

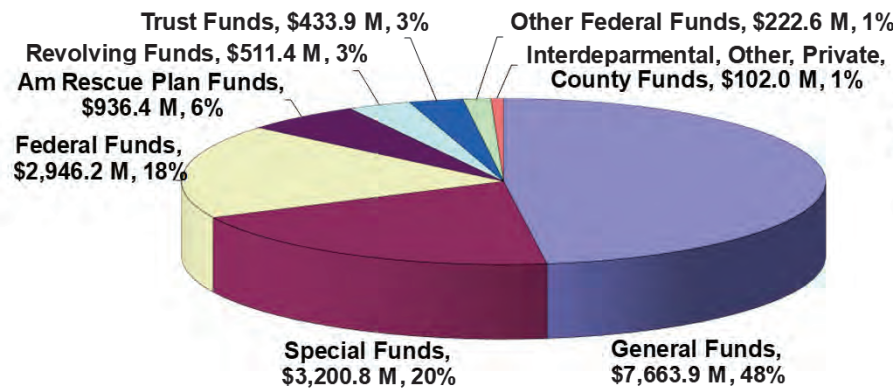
Note: Due to rounding, details may not add to totals. The FY 21 general fund balance was adjusted to exclude certain transactions that were authorized for FY 20 but processed in FY 21. Due to a combination of timing issues with the enactment of the authorizing legislation and accounting system limitations, those transactions were processed in FY 21 but, for the purposes of the general fund financial plan, were reflected as authorized in FY 20.

**FY 23 Supplemental Operating Budget
Statewide Totals by Means of Financing**

		Act 88 + Other Acts /2021 FY 2022	% of Total	Act 88 + Other Act /2021 FY 2023	% of Total	FY 2022 Adjustments	FY 2023 Adjustments	Total FY 2022	% of Total	Total FY 2023	% of Total
	perm	35,066.43		35,064.43		-	598.74	35,066.43		35,663.17	
	temp	2,657.86		2,657.86		-	18.89	2,657.86		2,676.75	
General Funds	\$	7,663,861,874	47.8%	7,758,639,688	50.5%	-	942,312,514	7,663,861,874	47.8%	8,700,952,202	51.4%
	perm	7,339.48		7,339.48		-	3.66	7,339.48		7,343.14	
	temp	106.47		106.47		-	(17.20)	106.47		89.27	
Special Funds	\$	3,200,803,173	20.0%	3,286,403,848	21.4%	-	114,661,966	3,200,803,173	20.0%	3,401,065,814	20.1%
	perm	2,375.17		2,375.17		-	62.99	2,375.17		2,438.16	
	temp	344.45		344.45		-	19.90	344.45		364.35	
Federal Funds	\$	2,946,214,715	18.4%	2,937,916,956	19.1%	-	30,036,883	2,946,214,715	18.4%	2,967,953,839	17.5%
	perm	419.35		419.35		-	0.49	419.35		419.84	
	temp	273.89		273.89		-	4.91	273.89		278.80	
Other Federal Funds	\$	222,616,643	1.4%	201,608,370	1.3%	-	30,942,429	222,616,643	1.4%	232,550,799	1.4%
	perm	-		-		-	-	-		-	
	temp	-		-		-	-	-		-	
Private Contributions	\$	903,067	0.0%	903,067	0.0%	-	-	903,067	0.0%	903,067	0.0%
	perm	20.00		20.00		-	(20.00)	20.00		-	
	temp	3.00		3.00		-	-	3.00		3.00	
County Funds	\$	2,937,802	0.0%	2,937,802	0.0%	-	(2,000,000)	2,937,802	0.0%	937,802	0.0%
	perm	90.50		90.50		-	(0.50)	90.50		90.00	
	temp	11.00		11.00		-	(1.00)	11.00		10.00	
Trust Funds	\$	433,944,641	2.7%	433,944,641	2.8%	-	328,412,322	433,944,641	2.7%	762,356,963	4.5%
	perm	264.60		264.60		-	(6.40)	264.60		258.20	
	temp	61.60		61.60		-	(20.00)	61.60		41.60	
Interdepartmental Transfers	\$	79,165,797	0.5%	79,165,797	0.5%	-	3,097,010	79,165,797	0.5%	82,262,807	0.5%
	perm	1.00		1.00		-	(1.00)	1.00		-	
	temp	25.00		25.00		-	(24.00)	25.00		1.00	
Am Rescue Plan Funds	\$	958,870,133	6.0%	131,794,506	0.9%	(22,502,391)	71,932,550	936,367,742	5.8%	203,727,056	1.2%
	perm	349.60		349.60		-	36.00	349.60		385.60	
	temp	118.50		118.50		-	11.00	118.50		129.50	
Revolving Funds	\$	511,441,034	3.2%	511,607,962	3.3%	-	42,832,817	511,441,034	3.2%	554,440,779	3.3%
	perm	112.00		112.00		-	1.00	112.00		113.00	
	temp	2.00		2.00		-	-	2.00		2.00	
Other Funds	\$	18,954,519	0.1%	19,018,519	0.1%	-	238,292	18,954,519	0.1%	19,256,811	0.1%
	perm	46,038.13		46,036.13		-	674.98	46,038.13		46,711.11	
	temp	3,603.77		3,603.77		-	(7.50)	3,603.77		3,596.27	
TOTAL REQUIREMENTS	\$	16,039,713,398	100.0%	15,363,941,156	100.0%	(22,502,391)	1,562,466,783	16,017,211,007	100.0%	16,926,407,939	100.0%

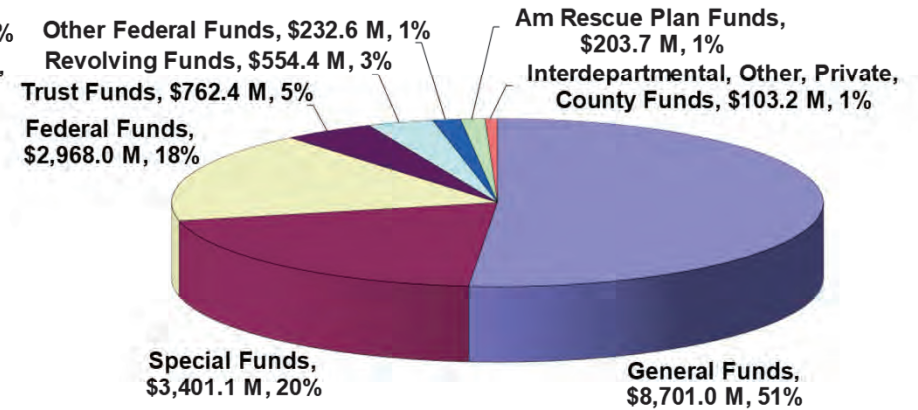
FY 23 Supplemental Operating Budget Statewide Totals by Means of Financing

**FY 2022
Supplemental Budget**



Total \$16.0 B

**FY 2023
Supplemental Budget**



Total \$16.9 B

**FY 23 Supplemental Operating Budget
Statewide Totals By Department - All Funds**

		Act 88 + Other Acts /2021 FY 2022	% of Total	Act 88 + Other Acts /2021 FY 2023	% of Total	FY 2022 Adjustments	FY 2023 Adjustments	Total FY 2022	% of Total	Total FY 2023	% of Total
	perm	755.00		753.00		-	40.75	755.00		793.75	
	temp	37.05		37.05		-	(4.00)	37.05		33.05	
Accounting and General Services	\$	193,447,966	1.2%	188,664,602	1.2%	(3,650,000)	40,287,152	189,797,966	1.2%	228,951,754	1.4%
	perm	316.00		316.00		-	(1.00)	316.00		315.00	
	temp	27.50		27.50		-	1.00	27.50		28.50	
Agriculture	\$	52,389,942	0.3%	49,185,548	0.3%	-	4,558,581	52,389,942	0.3%	53,744,129	0.3%
	perm	685.78		684.78		-	30.78	685.78		715.56	
	temp	62.72		62.72		-	(1.00)	62.72		61.72	
Attorney General	\$	102,285,053	0.6%	102,293,109	0.7%	-	4,965,907	102,285,053	0.6%	107,259,016	0.6%
	perm	173.50		173.50		-	-	173.50		173.50	
	temp	138.00		138.00		-	13.00	138.00		151.00	
Business, Econ. Dev. & Tourism	\$	220,985,996	1.4%	160,659,598	1.0%	-	91,148,187	220,985,996	1.4%	251,807,785	1.5%
	perm	373.50		373.50		-	9.00	373.50		382.50	
	temp	2.00		2.00		-	-	2.00		2.00	
Budget and Finance	\$	3,373,952,919	21.0%	3,468,546,987	22.6%	(9,700,000)	360,647,820	3,364,252,919	21.0%	3,829,194,807	22.6%
	perm	522.00		522.00		-	11.00	522.00		533.00	
	temp	19.00		19.00		-	(1.00)	19.00		18.00	
Commerce and Consumer Affairs	\$	93,821,564	0.6%	90,997,564	0.6%	-	1,839,078	93,821,564	0.6%	92,836,642	0.5%
	perm	271.00		271.00		-	13.00	271.00		284.00	
	temp	213.50		213.50		-	17.00	213.50		230.50	
Defense	\$	103,470,791	0.6%	103,470,791	0.7%	-	102,691,929	103,470,791	0.6%	206,162,720	1.2%
	perm	20,162.25		20,162.25		-	105.50	20,162.25		20,267.75	
	temp	2,143.00		2,143.00		-	5.00	2,143.00		2,148.00	
Education	\$	2,078,037,751	13.0%	2,080,483,351	13.5%	-	309,480,947	2,078,037,751	13.0%	2,389,964,298	14.1%
	perm	27.00		27.00		-	-	27.00		27.00	
	temp	-		-		-	-	-		-	
Charter Schools	\$	106,950,406	0.7%	110,195,509	0.7%	-	17,109,803	106,950,406	0.7%	127,305,312	0.8%
	perm	563.50		563.50		-	-	563.50		563.50	
	temp	-		-		-	-	-		-	
Public Libraries	\$	42,541,076	0.3%	42,541,076	0.3%	-	1,980,000	42,541,076	0.3%	44,521,076	0.3%
	perm	21.00		21.00		-	2.00	21.00		23.00	
	temp	18.00		18.00		-	5.00	18.00		23.00	
Governor	\$	3,550,536	0.0%	3,550,536	0.0%	-	388,733	3,550,536	0.0%	3,939,269	0.0%
	perm	204.00		204.00		-	-	204.00		204.00	
	temp	2.00		2.00		-	-	2.00		2.00	
Hawaiian Home Lands	\$	53,635,438	0.3%	53,635,438	0.3%	-	6,043,548	53,635,438	0.3%	59,678,986	0.4%
	perm	2,730.77		2,730.77		-	38.45	2,730.77		2,769.22	
	temp	417.25		417.25		-	(18.50)	417.25		398.75	
Health	\$	1,061,786,475	6.6%	1,046,712,393	6.8%	-	25,356,613	1,061,786,475	6.6%	1,072,069,006	6.3%
	perm	2,835.25		2,835.25		-	-	2,835.25		2,835.25	
	temp	-		-		-	-	-		-	
Health - HHSC	\$	741,464,495	4.6%	737,502,495	4.8%	-	16,320,700	741,464,495	4.6%	753,823,195	4.5%

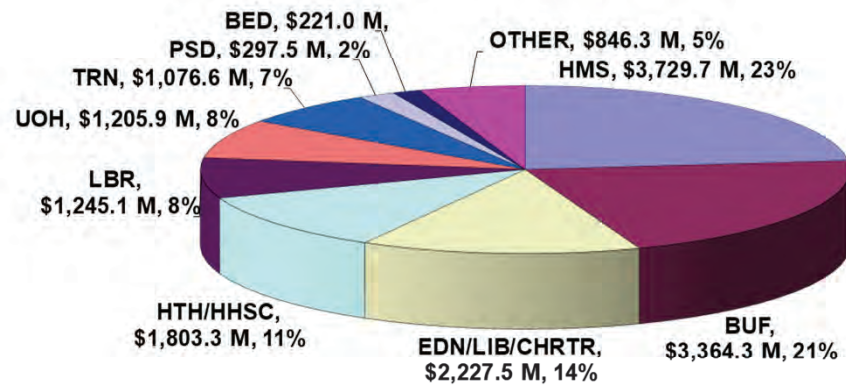
**FY 23 Supplemental Operating Budget
Statewide Totals By Department - All Funds**

		Act 88 + Other Acts /2021 FY 2022	% of Total	Act 88 + Other Acts /2021 FY 2023	% of Total	FY 2022 Adjustments	FY 2023 Adjustments	Total FY 2022	% of Total	Total FY 2023	% of Total
	perm	87.00		87.00		-	6.00	87.00		93.00	
	temp	-		-		-	-	-		-	
Human Resources Development	\$	26,032,612	0.2%	26,085,187	0.2%	-	4,176,845	26,032,612	0.2%	30,262,032	0.2%
	perm	2,243.75		2,243.75		-	48.00	2,243.75		2,291.75	
	temp	113.00		113.00		-	(13.00)	113.00		100.00	
Human Services	\$	3,738,614,530	23.3%	3,731,927,106	24.3%	(8,900,000)	64,761,223	3,729,714,530	23.3%	3,796,688,329	22.4%
	perm	514.50		514.50		-	10.00	514.50		524.50	
	temp	75.50		75.50		-	(14.00)	75.50		61.50	
Labor and Industrial Relations	\$	1,245,391,407	7.8%	515,230,191	3.4%	(252,391)	318,746,476	1,245,139,016	7.8%	833,976,667	4.9%
	perm	934.00		934.00		-	51.00	934.00		985.00	
	temp	58.00		58.00		-	(5.00)	58.00		53.00	
Land and Natural Resources	\$	185,570,499	1.2%	161,705,356	1.1%	-	31,654,167	185,570,499	1.2%	193,359,523	1.1%
	perm	3.00		3.00		-	-	3.00		3.00	
	temp	7.00		7.00		-	1.00	7.00		8.00	
Lieutenant Governor	\$	955,793	0.0%	955,793	0.0%	-	27,000	955,793	0.0%	982,793	0.0%
	perm	2,748.60		2,748.60		-	257.00	2,748.60		3,005.60	
	temp	46.00		46.00		-	-	46.00		46.00	
Public Safety	\$	297,540,439	1.9%	287,106,995	1.9%	-	34,434,467	297,540,439	1.9%	321,541,462	1.9%
	perm	-		-		-	-	-		-	
	temp	-		-		-	-	-		-	
Subsidies	\$	2,900,000	0.0%	-	0.0%	-	-	2,900,000	0.0%	-	0.0%
	perm	389.00		389.00		-	8.00	389.00		397.00	
	temp	103.00		103.00		-	(2.00)	103.00		101.00	
Taxation	\$	31,871,076	0.2%	28,629,744	0.2%	-	8,443,257	31,871,076	0.2%	37,073,001	0.2%
	perm	2,794.50		2,794.50		-	0.50	2,794.50		2,795.00	
	temp	13.00		13.00		-	(1.00)	13.00		12.00	
Transportation	\$	1,076,632,484	6.7%	1,164,623,532	7.6%	-	41,322,532	1,076,632,484	6.7%	1,205,946,064	7.1%
	perm	6,683.23		6,684.23		-	45.00	6,683.23		6,729.23	
	temp	108.25		108.25		-	10.00	108.25		118.25	
University of Hawaii	\$	1,205,884,150	7.5%	1,209,238,255	7.9%	-	76,081,818	1,205,884,150	7.5%	1,285,320,073	7.6%
	perm	46,038.13		46,036.13		-	674.98	46,038.13		46,711.11	
	temp	3,603.77		3,603.77		-	(7.50)	3,603.77		3,596.27	
TOTAL REQUIREMENTS	\$	16,039,713,398	99.9%	15,363,941,156	100.3%	(22,502,391)	1,562,466,783	16,017,211,007	99.9%	16,926,407,939	99.9%

This page is intentionally left blank

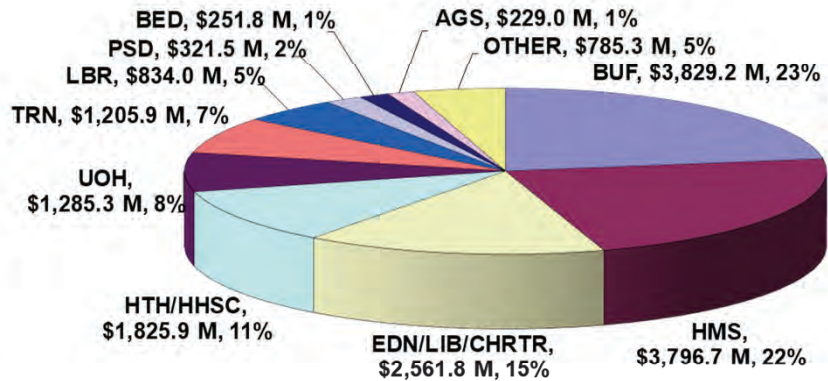
FY 23 Supplemental Operating Budget Statewide Totals by Department - All Funds

**FY 2022
Supplemental Budget**



Total \$16.0 M

**FY 2023
Supplemental Budget**



Total \$16.9 B

**FY 23 Supplemental Operating Budget
Statewide Totals By Department - General Funds**

		Act 88 + Other Acts /2021 FY 2022	% of Total	Act 88 + Other Acts /2021 FY 2023	% of Total	FY 2022 Adjustments	FY 2023 Adjustments	Total FY 2022	% of Total	Total FY 2023	% of Total
	perm	595.50		593.50		-	36.00	595.50		629.50	
	temp	30.05		30.05		-	(3.00)	30.05		27.05	
Accounting and General Services	\$	102,406,900	1.3%	101,924,536	1.3%	-	24,907,724	102,406,900	1.3%	126,832,260	1.5%
	perm	122.68		122.68		-	25.00	122.68		147.68	
	temp	7.00		7.00		-	(7.00)	7.00		-	
Agriculture	\$	13,647,499	0.2%	10,543,105	0.1%	-	4,469,474	13,647,499	0.2%	15,012,579	0.2%
	perm	354.80		353.80		-	21.66	354.80		375.46	
	temp	22.54		22.54		-	-	22.54		22.54	
Attorney General	\$	32,976,791	0.4%	32,833,867	0.4%	-	4,793,544	32,976,791	0.4%	37,627,411	0.4%
	perm	105.46		105.46		-	1.00	105.46		106.46	
	temp	37.00		37.00		-	35.20	37.00		72.20	
Business, Econ. Dev. & Tourism	\$	13,527,230	0.2%	13,500,832	0.2%	-	64,091,666	13,527,230	0.2%	77,592,498	0.9%
	perm	191.50		191.50		-	8.00	191.50		199.50	
	temp	-		-		-	-	-		-	
Budget and Finance	\$	2,942,881,634	38.4%	3,037,411,702	39.1%	-	336,207,742	2,942,881,634	38.4%	3,373,619,444	38.8%
	perm	-		-		-	-	-		-	
	temp	-		-		-	-	-		-	
Commerce and Consumer Affairs	\$	-	0.0%	-	0.0%	-	-	-	0.0%	-	0.0%
	perm	165.00		165.00		-	5.25	165.00		170.25	
	temp	79.50		79.50		-	(6.75)	79.50		72.75	
Defense	\$	19,442,287	0.3%	19,442,287	0.3%	-	15,093,015	19,442,287	0.3%	34,535,302	0.4%
	perm	19,407.75		19,407.75		-	103.50	19,407.75		19,511.25	
	temp	2,003.50		2,003.50		-	5.00	2,003.50		2,008.50	
Education	\$	1,681,818,084	21.9%	1,691,374,344	21.8%	-	270,287,135	1,681,818,084	21.9%	1,961,661,479	22.5%
	perm	20.12		20.12		-	-	20.12		20.12	
	temp	-		-		-	-	-		-	
Charter Schools	\$	100,108,406	1.3%	103,353,509	1.3%	-	17,109,803	100,108,406	1.3%	120,463,312	1.4%
	perm	563.50		563.50		-	-	563.50		563.50	
	temp	-		-		-	-	-		-	
Public Libraries	\$	37,175,832	0.5%	37,175,832	0.5%	-	1,980,000	37,175,832	0.5%	39,155,832	0.5%
	perm	21.00		21.00		-	2.00	21.00		23.00	
	temp	18.00		18.00		-	5.00	18.00		23.00	
Governor	\$	3,550,536	0.0%	3,550,536	0.0%	-	388,733	3,550,536	0.0%	3,939,269	0.0%
	perm	200.00		200.00		-	-	200.00		200.00	
	temp	-		-		-	-	-		-	
Hawaiian Home Lands	\$	14,751,668	0.2%	14,751,668	0.2%	-	6,043,548	14,751,668	0.2%	20,795,216	0.2%
	perm	85.00		85.00		-	6.00	85.00		91.00	
	temp	-		-		-	-	-		-	
Human Resources Development	\$	19,583,703	0.3%	19,583,703	0.3%	-	4,176,845	19,583,703	0.3%	23,760,548	0.3%

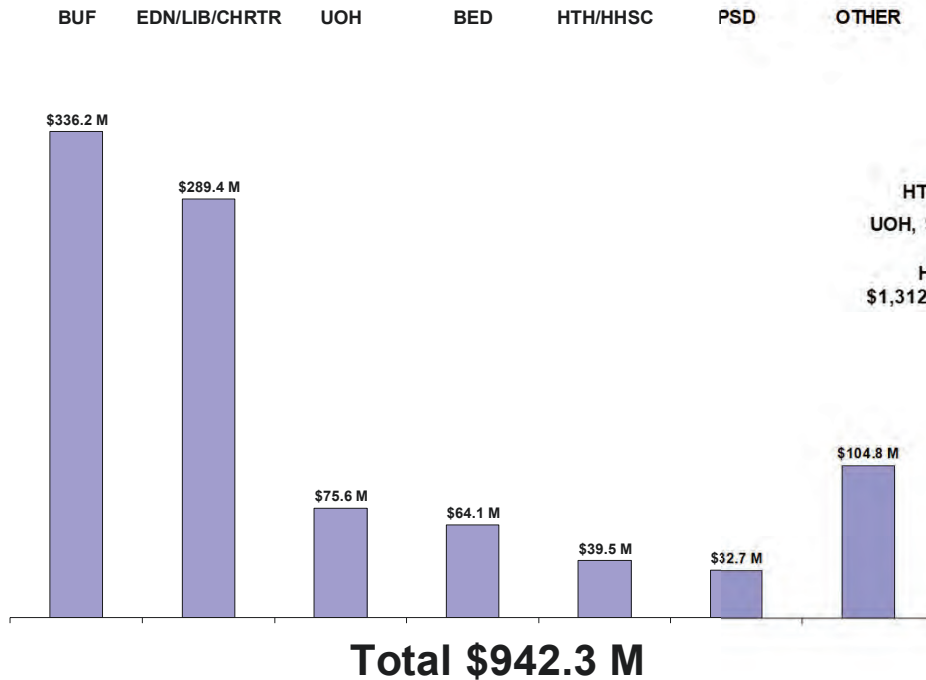
**FY 23 Supplemental Operating Budget
Statewide Totals By Department - General Funds**

	Act 88 + Other Acts /2021 FY 2022	% of Total	Act 88 + Other Acts /2021 FY 2023	% of Total	FY 2022 Adjustments	FY 2023 Adjustments	Total FY 2022	% of Total	Total FY 2023	% of Total
perm	1,111.65		1,111.65		-	19.76	1,111.65		1,131.41	
temp	20.40		20.40		-	(3.90)	20.40		16.50	
Human Services	\$ 1,281,959,947	16.7%	1,280,956,947	16.5%	-	31,460,039	1,281,959,947	16.7%	1,312,416,986	15.1%
perm	2,251.22		2,251.22		-	20.57	2,251.22		2,271.79	
temp	188.50		188.50		-	(7.00)	188.50		181.50	
Health	\$ 429,479,265	5.6%	429,682,887	5.5%	-	23,178,774	429,479,265	5.6%	452,861,661	5.2%
perm	-		-		-	-	-		-	
temp	-		-		-	-	-		-	
Health - HHSC	\$ 94,770,903	1.2%	94,770,903	1.2%	-	16,320,700	94,770,903	1.2%	111,091,603	1.3%
perm	169.73		169.73		-	1.00	169.73		170.73	
temp	14.62		14.62		-	(2.66)	14.62		11.96	
Labor and Industrial Relations	\$ 15,986,927	0.2%	15,986,927	0.2%	-	-	15,986,927	0.2%	15,986,927	0.2%
perm	605.50		605.50		-	42.00	605.50		647.50	
temp	37.50		37.50		-	(5.00)	37.50		32.50	
Land and Natural Resources	\$ 66,208,602	0.9%	63,089,782	0.8%	-	5,017,230	66,208,602	0.9%	68,107,012	0.8%
perm	3.00		3.00		-	-	3.00		3.00	
temp	7.00		7.00		-	1.00	7.00		8.00	
Lieutenant Governor	\$ 955,793	0.0%	955,793	0.0%	-	27,000	955,793	0.0%	982,793	0.0%
perm	2,649.60		2,649.60		-	254.00	2,649.60		2,903.60	
temp	-		-		-	-	-		-	
Public Safety	\$ 269,412,039	3.5%	258,978,595	3.3%	-	32,734,467	269,412,039	3.5%	291,713,062	3.4%
perm	-		-		-	-	-		-	
temp	-		-		-	-	-		-	
Subsidies	\$ -	0.0%	-	0.0%	-	-	-	0.0%	-	0.0%
perm	389.00		389.00		-	8.00	389.00		397.00	
temp	90.00		90.00		-	(2.00)	90.00		88.00	
Taxation	\$ 25,062,628	0.3%	25,062,628	0.3%	-	8,443,257	25,062,628	0.3%	33,505,885	0.4%
perm	-		-		-	-	-		-	
temp	-		-		-	-	-		-	
Transportation	\$ -	0.0%	-	0.0%	-	-	-	0.0%	-	0.0%
perm	6,054.42		6,055.42		-	45.00	6,054.42		6,100.42	
temp	102.25		102.25		-	10.00	102.25		112.25	
University of Hawaii	\$ 498,155,200	6.5%	503,709,305	6.5%	-	75,581,818	498,155,200	6.5%	579,291,123	6.7%
perm	35,066.43		35,064.43		-	598.74	35,066.43		35,663.17	
temp	2,657.86		2,657.86		-	18.89	2,657.86		2,676.75	
TOTAL REQUIREMENTS	\$ 7,663,861,874	100.0%	7,758,639,688	99.8%	-	942,312,514	7,663,861,874	100.0%	8,700,952,202	99.9%

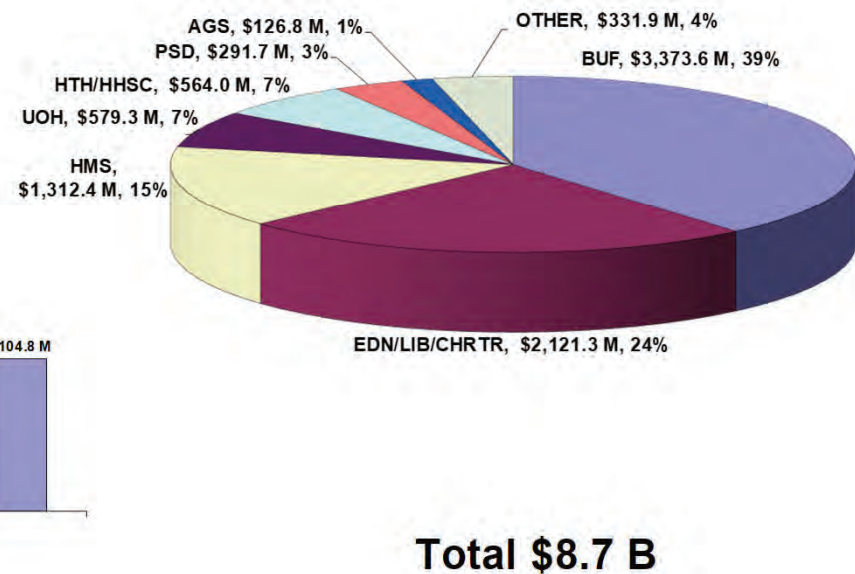
This page is intentionally left blank

FY 23 Supplemental Operating Budget Statewide Totals by Department - General Fund

FY 2023 Supplemental Budget Adjustments



FY 2023 Supplemental Budget



FY 22 Operating Budget
Statewide Position Ceiling Totals By Department By Means of Financing

		General Fund	Special Funds	Federal Funds	Other Fed Funds	Private Contrib Funds	County Funds	Trust Funds	Inter-Dept Trsfs Funds	Am Rescue Pln Funds	Revolving Funds	Other Funds	Total by Dept
Accounting & General Services	Perm	595.50	63.50	5.00	-	-	-	-	42.00	-	49.00	-	755.00
	Temp	30.05	5.00	1.00	-	-	-	1.00	-	-	-	-	37.05
	Total	625.55	68.50	6.00	-	-	-	1.00	42.00	-	49.00	-	792.05
Agriculture	Perm	122.68	163.82	2.00	2.00	-	-	-	-	-	25.50	-	316.00
	Temp	7.00	-	-	6.00	-	-	-	-	-	14.50	-	27.50
	Total	129.68	163.82	2.00	8.00	-	-	-	-	-	40.00	-	343.50
Attorney General	Perm	354.80	24.40	-	157.38	-	-	0.50	117.60	-	31.10	-	685.78
	Temp	22.54	0.22	5.70	2.66	-	-	-	30.60	-	1.00	-	62.72
	Total	377.34	24.62	5.70	160.04	-	-	0.50	148.20	-	32.10	-	748.50
Business, Econ. Dev. & Tourism	Perm	105.46	16.00	6.54	6.50	-	-	-	-	1.00	38.00	-	173.50
	Temp	37.00	22.00	5.00	9.00	-	-	-	-	24.00	41.00	-	138.00
	Total	142.46	38.00	11.54	15.50	-	-	-	-	25.00	79.00	-	311.50
Budget and Finance	Perm	191.50	-	-	-	-	-	70.00	-	-	-	112.00	373.50
	Temp	-	-	-	-	-	-	-	-	-	-	2.00	2.00
	Total	191.50	-	-	-	-	-	70.00	-	-	-	114.00	375.50
Commerce & Consumer Affairs	Perm	-	514.00	-	-	-	-	8.00	-	-	-	-	522.00
	Temp	-	14.00	-	-	-	-	5.00	-	-	-	-	19.00
	Total	-	528.00	-	-	-	-	13.00	-	-	-	-	541.00
Defense	Perm	165.00	-	11.50	94.50	-	-	-	-	-	-	-	271.00
	Temp	79.50	-	14.00	120.00	-	-	-	-	-	-	-	213.50
	Total	244.50	-	25.50	214.50	-	-	-	-	-	-	-	484.50
Education	Perm	19,407.75	23.00	721.50	-	-	-	-	-	-	10.00	-	20,162.25
	Temp	2,003.50	-	136.50	1.00	-	-	-	-	-	2.00	-	2,143.00
	Total	21,411.25	23.00	858.00	1.00	-	-	-	-	-	12.00	-	22,305.25
Charter Schools	Perm	20.12	-	6.88	-	-	-	-	-	-	-	-	27.00
	Temp	-	-	-	-	-	-	-	-	-	-	-	-
	Total	20.12	-	6.88	-	-	-	-	-	-	-	-	27.00
Public Libraries	Perm	563.50	-	-	-	-	-	-	-	-	-	-	563.50
	Temp	-	-	-	-	-	-	-	-	-	-	-	-
	Total	563.50	-	-	-	-	-	-	-	-	-	-	563.50
Governor	Perm	21.00	-	-	-	-	-	-	-	-	-	-	21.00
	Temp	18.00	-	-	-	-	-	-	-	-	-	-	18.00
	Total	39.00	-	-	-	-	-	-	-	-	-	-	39.00
Hawaiian Home Lands	Perm	200.00	-	4.00	-	-	-	-	-	-	-	-	204.00
	Temp	-	-	2.00	-	-	-	-	-	-	-	-	2.00
	Total	200.00	-	6.00	-	-	-	-	-	-	-	-	206.00
Human Services	Perm	1,111.65	0.56	1,066.54	-	-	-	-	-	-	65.00	-	2,243.75
	Temp	20.40	-	73.60	-	-	-	-	-	1.00	18.00	-	113.00
	Total	1,132.05	0.56	1,140.14	-	-	-	-	-	1.00	83.00	-	2,356.75

FY 22 Operating Budget
Statewide Position Ceiling Totals By Department By Means of Financing

		General Fund	Special Funds	Federal Funds	Other Fed Funds	Private Contrib Funds	County Funds	Trust Funds	Inter-Dept Trsfs Funds	Am Rescue Pln Funds	Revolving Funds	Other Funds	Total by Dept
	Perm	85.00	-	-	-	-	-	-	2.00	-	-	-	87.00
	Temp	-	-	-	-	-	-	-	-	-	-	-	-
Human Resources Development	Total	85.00	-	-	-	-	-	-	2.00	-	-	-	87.00
	Perm	2,251.22	131.00	198.45	85.10	-	-	-	11.00	-	54.00	-	2,730.77
	Temp	188.50	22.00	82.90	119.85	-	-	-	4.00	-	-	-	417.25
Health	Total	2,439.72	153.00	281.35	204.95	-	-	-	15.00	-	54.00	-	3,148.02
	Perm	-	2,835.25	-	-	-	-	-	-	-	-	-	2,835.25
	Temp	-	-	-	-	-	-	-	-	-	-	-	-
Health - HHSC	Total	-	2,835.25	-	-	-	-	-	-	-	-	-	2,835.25
	Perm	169.73	-	216.70	66.07	-	20.00	11.00	12.00	-	19.00	-	514.50
	Temp	14.62	12.00	16.00	7.88	-	-	5.00	20.00	-	-	-	75.50
Labor and Industrial Relations	Total	184.35	12.00	232.70	73.95	-	20.00	16.00	32.00	-	19.00	-	590.00
	Perm	605.50	270.00	47.50	7.00	-	-	1.00	-	-	3.00	-	934.00
	Temp	37.50	4.25	2.75	6.50	-	-	-	7.00	-	-	-	58.00
Land and Natural Resources	Total	643.00	274.25	50.25	13.50	-	-	1.00	7.00	-	3.00	-	992.00
	Perm	3.00	-	-	-	-	-	-	-	-	-	-	3.00
	Temp	7.00	-	-	-	-	-	-	-	-	-	-	7.00
Lieutenant Governor	Total	10.00	-	-	-	-	-	-	-	-	-	-	10.00
	Perm	2,649.60	9.00	-	-	-	-	-	80.00	-	10.00	-	2,748.60
	Temp	-	-	-	1.00	-	3.00	-	-	-	42.00	-	46.00
Public Safety	Total	2,649.60	9.00	-	1.00	-	3.00	-	80.00	-	52.00	-	2,794.60
	Perm	-	-	-	-	-	-	-	-	-	-	-	-
	Temp	-	-	-	-	-	-	-	-	-	-	-	-
Subsidies	Total	-	-	-	-	-	-	-	-	-	-	-	-
	Perm	389.00	-	-	-	-	-	-	-	-	-	-	389.00
	Temp	90.00	13.00	-	-	-	-	-	-	-	-	-	103.00
Taxation	Total	479.00	13.00	-	-	-	-	-	-	-	-	-	492.00
	Perm	-	2,786.70	7.00	0.80	-	-	-	-	-	-	-	2,794.50
	Temp	-	12.00	1.00	-	-	-	-	-	-	-	-	13.00
Transportation	Total	-	2,798.70	8.00	0.80	-	-	-	-	-	-	-	2,807.50
	Perm	6,054.42	502.25	81.56	-	-	-	-	-	-	45.00	-	6,683.23
	Temp	102.25	2.00	4.00	-	-	-	-	-	-	-	-	108.25
University of Hawaii	Total	6,156.67	504.25	85.56	-	-	-	-	-	-	45.00	-	6,791.48
	Perm	35,066.43	7,339.48	2,375.17	419.35	-	20.00	90.50	264.60	1.00	349.60	112.00	46,038.13
	Temp	2,657.86	106.47	344.45	273.89	-	3.00	11.00	61.60	25.00	118.50	2.00	3,603.77
TOTAL POSITION CEILING	Total	37,724.29	7,445.95	2,719.62	693.24	-	23.00	101.50	326.20	26.00	468.10	114.00	49,641.90

FY 23 Operating Budget
Statewide Position Ceiling Totals By Department By Means of Financing

		General Fund	Special Funds	Federal Funds	Other Fed Funds	Private Contrib Funds	County Funds	Trust Funds	Inter-Dept Trsfs Funds	Am Rescue Pln Funds	Revolving Funds	Other Funds	Total by Dept
Accounting & General Services	Perm	629.50	66.25	5.00	-	-	-	-	43.00	-	50.00	-	793.75
	Temp	27.05	4.00	1.00	-	-	-	1.00	-	-	-	-	33.05
	Total	656.55	70.25	6.00	-	-	-	1.00	43.00	-	50.00	-	826.80
Agriculture	Perm	147.68	137.82	0.75	3.25	-	-	-	-	-	25.50	-	315.00
	Temp	-	-	-	6.00	-	-	-	-	-	22.50	-	28.50
	Total	147.68	137.82	0.75	9.25	-	-	-	-	-	48.00	-	343.50
Attorney General	Perm	375.46	27.18	-	158.62	-	-	1.00	122.20	-	31.10	-	715.56
	Temp	22.54	0.22	5.70	1.66	-	-	-	30.60	-	1.00	-	61.72
	Total	398.00	27.40	5.70	160.28	-	-	1.00	152.80	-	32.10	-	777.28
Business, Econ. Dev. & Tourism	Perm	106.46	29.00	6.54	6.50	-	-	-	-	-	25.00	-	173.50
	Temp	72.20	23.80	5.00	10.00	-	-	-	-	-	40.00	-	151.00
	Total	178.66	52.80	11.54	16.50	-	-	-	-	-	65.00	-	324.50
Budget and Finance	Perm	199.50	-	-	-	-	-	70.00	-	-	-	113.00	382.50
	Temp	-	-	-	-	-	-	-	-	-	-	2.00	2.00
	Total	199.50	-	-	-	-	-	70.00	-	-	-	115.00	384.50
Commerce & Consumer Affairs	Perm	-	525.00	-	-	-	-	8.00	-	-	-	-	533.00
	Temp	-	14.00	-	-	-	-	4.00	-	-	-	-	18.00
	Total	-	539.00	-	-	-	-	12.00	-	-	-	-	551.00
Defense	Perm	170.25	-	9.50	104.25	-	-	-	-	-	-	-	284.00
	Temp	72.75	-	29.50	128.25	-	-	-	-	-	-	-	230.50
	Total	243.00	-	39.00	232.50	-	-	-	-	-	-	-	514.50
Education	Perm	19,511.25	23.00	721.50	-	-	-	-	-	-	12.00	-	20,267.75
	Temp	2,008.50	-	136.50	1.00	-	-	-	-	-	2.00	-	2,148.00
	Total	21,519.75	23.00	858.00	1.00	-	-	-	-	-	14.00	-	22,415.75
Charter Schools	Perm	20.12	-	6.88	-	-	-	-	-	-	-	-	27.00
	Temp	-	-	-	-	-	-	-	-	-	-	-	-
	Total	20.12	-	6.88	-	-	-	-	-	-	-	-	27.00
Public Libraries	Perm	563.50	-	-	-	-	-	-	-	-	-	-	563.50
	Temp	-	-	-	-	-	-	-	-	-	-	-	-
	Total	563.50	-	-	-	-	-	-	-	-	-	-	563.50
Governor	Perm	23.00	-	-	-	-	-	-	-	-	-	-	23.00
	Temp	23.00	-	-	-	-	-	-	-	-	-	-	23.00
	Total	46.00	-	-	-	-	-	-	-	-	-	-	46.00
Hawaiian Home Lands	Perm	200.00	-	4.00	-	-	-	-	-	-	-	-	204.00
	Temp	-	-	2.00	-	-	-	-	-	-	-	-	2.00
	Total	200.00	-	6.00	-	-	-	-	-	-	-	-	206.00
Human Services	Perm	1,131.41	1.06	1,082.28	-	-	-	-	-	-	77.00	-	2,291.75
	Temp	16.50	-	60.50	-	-	-	-	-	1.00	22.00	-	100.00
	Total	1,147.91	1.06	1,142.78	-	-	-	-	-	1.00	99.00	-	2,391.75

FY 23 Operating Budget
Statewide Position Ceiling Totals By Department By Means of Financing

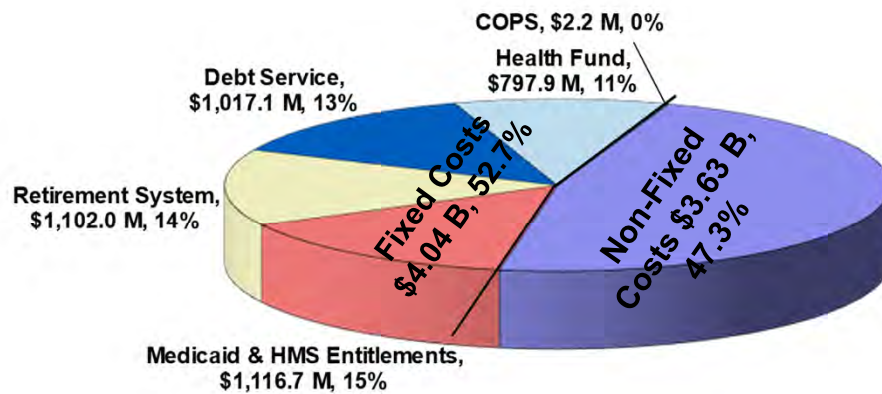
		General Fund	Special Funds	Federal Funds	Other Fed Funds	Private Contrib Funds	County Funds	Trust Funds	Inter-Dept Trsfs Funds	Am Rescue Pln Funds	Revolving Funds	Other Funds	Total by Dept
	Perm	91.00	-	-	-	-	-	-	2.00	-	-	-	93.00
	Temp	-	-	-	-	-	-	-	-	-	-	-	-
Human Resources Development	Total	91.00	-	-	-	-	-	-	2.00	-	-	-	93.00
	Perm	2,271.79	151.13	193.95	87.35	-	-	-	11.00	-	54.00	-	2,769.22
	Temp	181.50	16.00	79.40	117.85	-	-	-	4.00	-	-	-	398.75
Health	Total	2,453.29	167.13	273.35	205.20	-	-	-	15.00	-	54.00	-	3,167.97
	Perm	-	2,835.25	-	-	-	-	-	-	-	-	-	2,835.25
	Temp	-	-	-	-	-	-	-	-	-	-	-	-
Health - HHSC	Total	-	2,835.25	-	-	-	-	-	-	-	-	-	2,835.25
	Perm	170.73	-	270.70	53.07	-	-	11.00	-	-	19.00	-	524.50
	Temp	11.96	-	38.00	6.54	-	-	5.00	-	-	-	-	61.50
Labor and Industrial Relations	Total	182.69	-	308.70	59.61	-	-	16.00	-	-	19.00	-	586.00
	Perm	647.50	280.00	48.50	6.00	-	-	-	-	-	3.00	-	985.00
	Temp	32.50	5.25	1.75	6.50	-	-	7.00	-	-	-	-	53.00
Land and Natural Resources	Total	680.00	285.25	50.25	12.50	-	-	7.00	-	-	3.00	-	1,038.00
	Perm	3.00	-	-	-	-	-	-	-	-	-	-	3.00
	Temp	8.00	-	-	-	-	-	-	-	-	-	-	8.00
Lieutenant Governor	Total	11.00	-	-	-	-	-	-	-	-	-	-	11.00
	Perm	2,903.60	12.00	-	-	-	-	-	80.00	-	10.00	-	3,005.60
	Temp	-	-	-	1.00	-	3.00	-	-	-	42.00	-	46.00
Public Safety	Total	2,903.60	12.00	-	1.00	-	3.00	-	80.00	-	52.00	-	3,051.60
	Perm	-	-	-	-	-	-	-	-	-	-	-	-
	Temp	-	-	-	-	-	-	-	-	-	-	-	-
Subsidies	Total	-	-	-	-	-	-	-	-	-	-	-	-
	Perm	397.00	-	-	-	-	-	-	-	-	-	-	397.00
	Temp	88.00	13.00	-	-	-	-	-	-	-	-	-	101.00
Taxation	Total	485.00	13.00	-	-	-	-	-	-	-	-	-	498.00
	Perm	-	2,787.20	7.00	0.80	-	-	-	-	-	-	-	2,795.00
	Temp	-	11.00	1.00	-	-	-	-	-	-	-	-	12.00
Transportation	Total	-	2,798.20	8.00	0.80	-	-	-	-	-	-	-	2,807.00
	Perm	6,100.42	468.25	81.56	-	-	-	-	-	-	79.00	-	6,729.23
	Temp	112.25	2.00	4.00	-	-	-	-	-	-	-	-	118.25
University of Hawaii	Total	6,212.67	470.25	85.56	-	-	-	-	-	-	79.00	-	6,847.48
	Perm	35,663.17	7,343.14	2,438.16	419.84	-	-	90.00	258.20	-	385.60	113.00	46,711.11
	Temp	2,676.75	89.27	364.35	278.80	-	3.00	10.00	41.60	1.00	129.50	2.00	3,596.27
TOTAL POSITION CEILING	Total	38,339.92	7,432.41	2,802.51	698.64	-	3.00	100.00	299.80	1.00	515.10	115.00	50,307.38

**FY 23 Supplemental Operating Budget
Statewide Totals by Fixed vs. Non-Fixed
General Funds**

Fixed:	FY 2022	as % of Ttl	FY 2023	as % of Ttl
Medicaid and HMS Entitlements	1,116,718,642	14.6%	1,136,604,575	13.1%
Health Fund	797,937,182	10.4%	1,169,794,022	13.4%
Retirement System	1,101,986,274	14.4%	1,116,736,284	12.8%
Debt Service	1,017,082,741	13.3%	1,047,838,170	12.0%
Certificate of Participation	2,183,296	0.0%	1,750,000	0.0%
Fixed Sub-total:	4,035,908,135	52.7%	4,472,723,051	51.4%
Non-Fixed:	FY 2022	as % of Ttl	FY 2023	as % of Ttl
Accounting & General Svcs	101,973,604	1.3%	126,832,260	1.5%
Agriculture	13,647,499	0.2%	15,012,579	0.2%
Attorney General	32,976,791	0.4%	37,627,411	0.4%
Business, Econ. Dev. & Tourism	13,527,230	0.2%	77,592,498	0.9%
Budget and Finance	25,875,437	0.3%	39,250,968	0.5%
Commerce & Consumer Affairs	-	0.0%	-	0.0%
Defense	19,442,287	0.3%	34,535,302	0.4%
Education	1,681,818,084	21.9%	1,961,661,479	22.5%
Charter Schools	100,108,406	1.3%	120,463,312	1.4%
Public Libraries	37,175,832	0.5%	39,155,832	0.5%
Governor	3,550,536	0.0%	3,939,269	0.0%
Hawaiian Home Lands	13,001,668	0.2%	19,045,216	0.2%
Health	429,479,265	5.6%	452,861,661	5.2%
HHSC	94,770,903	1.2%	111,091,603	1.3%
Human Resources Development	19,583,703	0.3%	23,760,548	0.3%
Human Services	165,241,305	2.2%	175,812,411	2.0%
Labor and Industrial Relations	15,986,927	0.2%	15,986,927	0.2%
Land and Natural Resources	66,208,602	0.9%	68,107,012	0.8%
Lieutenant Governor	955,793	0.0%	982,793	0.0%
Public Safety	269,412,039	3.5%	291,713,062	3.4%
Subsidies	-	0.0%	-	0.0%
Taxation	25,062,628	0.3%	33,505,885	0.4%
Transportation	-	0.0%	-	0.0%
University of Hawaii	498,155,200	6.5%	579,291,123	6.7%
Non-Fixed Sub-total:	3,627,953,739	47.3%	4,228,229,151	48.6%
Total Request	7,663,861,874	100.0%	8,700,952,202	100.0%

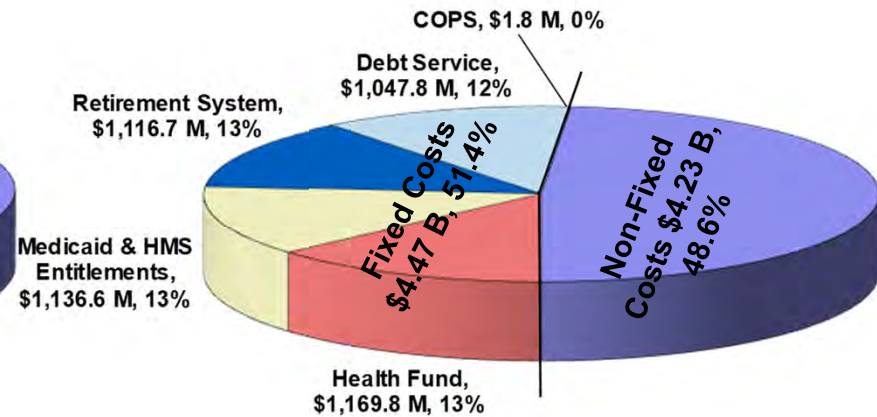
FY 23 Supplemental Operating Budget Statewide Totals by Fixed vs. Non-Fixed - General Funds

**FY 2022
Supplemental Budget**



Total \$7.7 B

**FY 2023
Supplemental Budget**



Total \$8.7 B

*Due to rounding, numbers may not add to total.

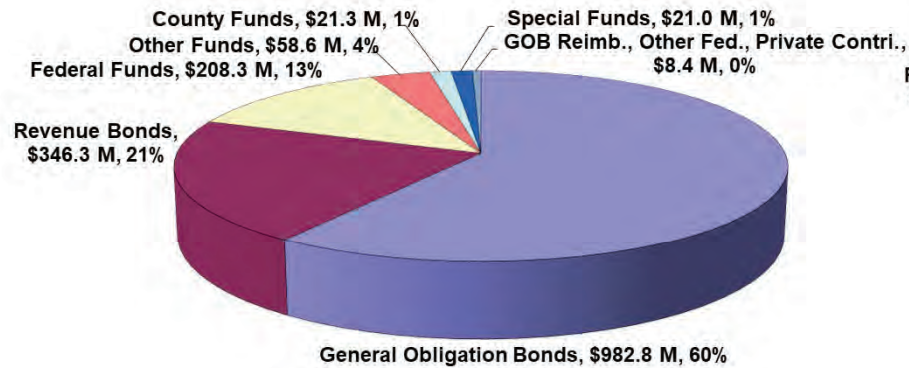
**FY 23 Supplemental CIP Budget
Statewide Totals by Means of Financing**

	Act 88/2021 FY 2022	% of Total	Act 88/2021 FY 2023	% of Total	FY 2022 Adjustments	FY 2023 Adjustments	Total FY 2022	% of Total	Total FY 2023	% of Total
General Funds	-	0.0%	-	0.0%	-	-	-	0.0%	-	0.0%
Special Funds	20,960,000	1.2%	6,960,000	0.7%	-	13,300,000	20,960,000	1.3%	20,260,000	0.7%
General Obligation Bonds	984,796,000	56.0%	294,105,000	31.7%	(1,972,000)	827,384,000	982,824,000	59.7%	1,121,489,000	41.3%
General Obligation Reimbursable Bonds	7,300,000	0.4%	2,500,000	0.3%	-	-	7,300,000	0.4%	2,500,000	0.1%
Revenue Bonds	346,272,000	19.7%	430,211,000	46.3%	-	513,410,000	346,272,000	21.0%	943,621,000	34.7%
Federal Funds	208,257,000	11.8%	167,056,000	18.0%	-	306,352,000	208,257,000	12.6%	473,408,000	17.4%
Other Federal Funds	1,200,000	0.1%	3,210,000	0.3%	-	6,000,000	1,200,000	0.1%	9,210,000	0.3%
Private Contributions	32,000	0.0%	5,032,000	0.5%	-	3,000,000	32,000	0.0%	8,032,000	0.3%
County Funds	21,250,000	1.2%	20,000,000	2.2%	-	-	21,250,000	1.3%	20,000,000	0.7%
Trust Funds	-	0.0%	-	0.0%	-	3,500,000	-	0.0%	3,500,000	0.1%
Interdepartmental Transfers	-	0.0%	-	0.0%	-	-	-	0.0%	-	0.0%
Am Rescue PIn Funds	110,109,000	6.3%	-	0.0%	(110,109,000)	115,328,000	-	0.0%	115,328,000	4.2%
Revolving Funds	-	0.0%	-	0.0%	-	-	-	0.0%	-	0.0%
Other Funds	58,577,000	3.3%	157,000	0.0%	-	-	58,577,000	3.6%	157,000	0.0%
TOTAL REQUIREMENTS	1,758,753,000	100.0%	929,231,000	100.0%	(112,081,000)	1,788,274,000	1,646,672,000	100.0%	2,717,505,000	100.0%

Proposed GO/GOR Lapse	(4,405,025)
Proposed Rev Bond Lapse	(28,000,000)
Net total	2,685,099,975

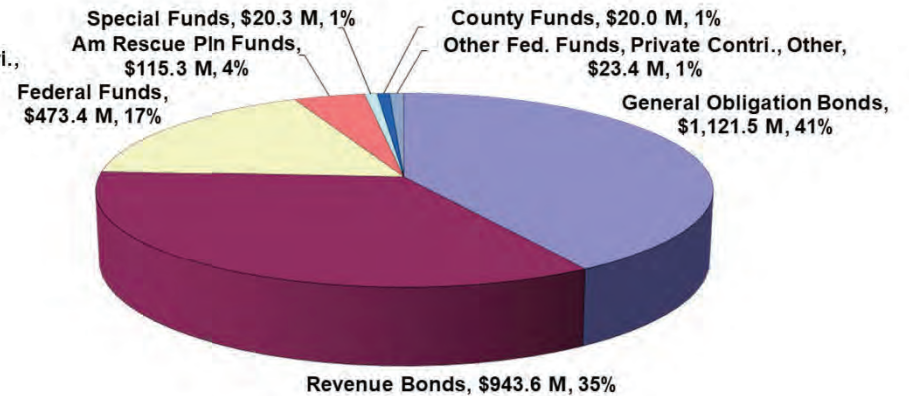
FY 23 Supplemental CIP Budget Statewide Totals by Means of Financing

**FY 2022
Supplemental Budget**



Total \$1.6 B

**FY 2023
Supplemental Budget**



Total \$2.7 B

**FY 23 Supplemental CIP Budget
Statewide Totals By Department - All Funds**

	Act 88/2021 FY 2022	% of Total	Act 88/2021 FY 2023	% of Total	FY 2022 Adjustments	FY 2023 Adjustments	Total FY 2022	% of Total	Total FY 2023	% of Total
Accounting and General Services	49,100,000	2.8%	33,000,000	3.6%	(11,500,000)	35,375,000	37,600,000	2.28%	68,375,000	2.5%
Agriculture	37,161,000	2.1%	-	0.0%	-	32,450,000	37,161,000	2.26%	32,450,000	1.2%
Budget and Finance	-	0.0%	-	0.0%	-	115,328,000	-	0.00%	115,328,000	4.2%
Business, Econ. Dev. & Tourism	42,000,000	2.4%	45,000,000	4.8%	-	104,525,000	42,000,000	2.55%	149,525,000	5.5%
Defense	7,450,000	0.4%	6,210,000	0.7%	-	15,195,000	7,450,000	0.45%	21,405,000	0.8%
Education	426,521,000	24.3%	26,000,000	2.8%	(29,752,000)	240,000,000	396,769,000	24.10%	266,000,000	9.8%
Charter Schools	2,380,000	0.1%	-	0.0%	-	-	2,380,000	0.14%	-	0.0%
Public Libraries	56,200,000	3.2%	-	0.0%	(31,000,000)	33,000,000	25,200,000	1.53%	33,000,000	1.2%
Governor	1,000	0.0%	1,000	0.0%	-	-	1,000	0.00%	1,000	0.0%
Hawaiian Home Lands	53,000,000	3.0%	25,000,000	2.7%	-	10,000,000	53,000,000	3.22%	35,000,000	1.3%
Human Services	10,000,000	0.6%	-	0.0%	-	12,246,000	10,000,000	0.61%	12,246,000	0.5%
Health	37,455,000	2.1%	28,283,000	3.0%	-	9,334,000	37,455,000	2.27%	37,617,000	1.4%
HHSC	42,250,000	2.4%	23,000,000	2.5%	(23,250,000)	25,609,000	19,000,000	1.15%	48,609,000	1.8%
Labor and Industrial Relations	-	0.0%	-	0.0%	-	-	-	0.00%	-	0.0%
Land and Natural Resources	66,432,000	3.8%	12,000,000	1.3%	(1,972,000)	39,000,000	64,460,000	3.91%	51,000,000	1.9%
Public Safety	42,968,000	2.4%	-	0.0%	-	125,000,000	42,968,000	2.61%	125,000,000	4.6%
Subsidies	47,200,000	2.7%	40,000,000	4.3%	-	-	47,200,000	2.87%	40,000,000	1.5%
Taxation	500,000	0.0%	-	0.0%	-	-	500,000	0.03%	-	0.0%
Transportation	623,698,000	35.5%	588,097,000	63.3%	(5,907,000)	904,712,000	617,791,000	37.52%	1,492,809,000	54.9%
University of Hawaii	214,437,000	12.2%	102,640,000	11.0%	(8,700,000)	86,500,000	205,737,000	12.49%	189,140,000	7.0%
TOTAL REQUIREMENTS	1,758,753,000	100.0%	929,231,000	100.0%	(112,081,000)	1,788,274,000	1,646,672,000	100.0%	2,717,505,000	100.0%

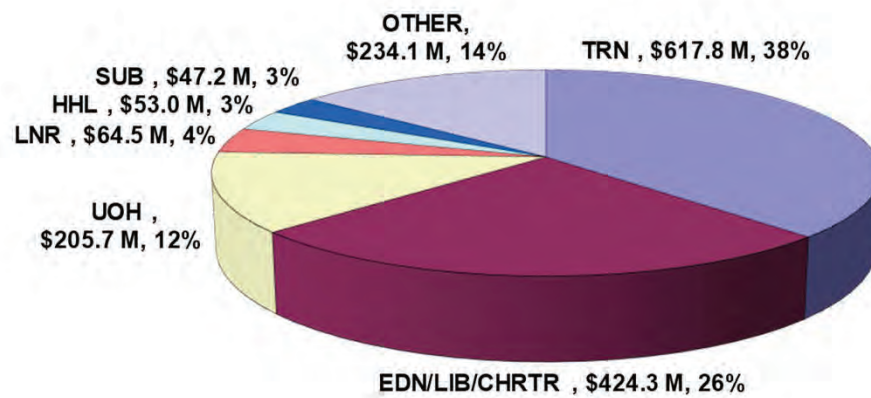
Proposed University of Hawaii Lapse (32,405,025)

Net Total 2,685,099,975

FY 23 Supplemental CIP Budget

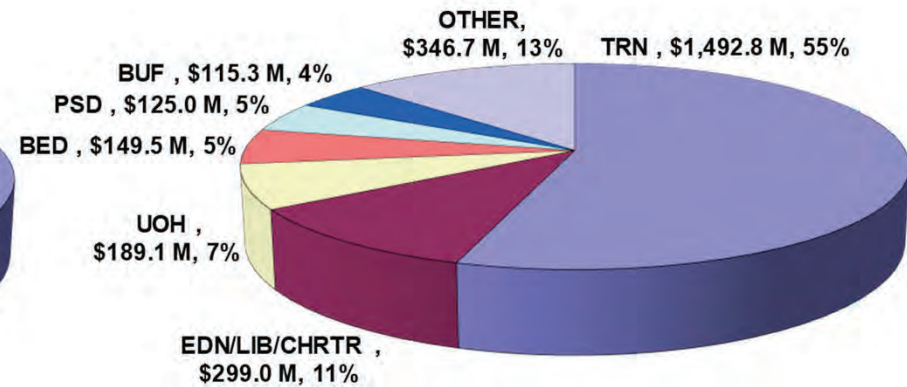
Statewide Totals by Department - All Funds

**FY 2022
Supplemental Budget**



Total \$1.6 B

**FY 2023
Supplemental Budget**



Total \$2.7 B

FY 23 Supplemental CIP Budget
Statewide Totals By Department - General Obligation (GO) and GO Reimbursable Bonds (GOR)

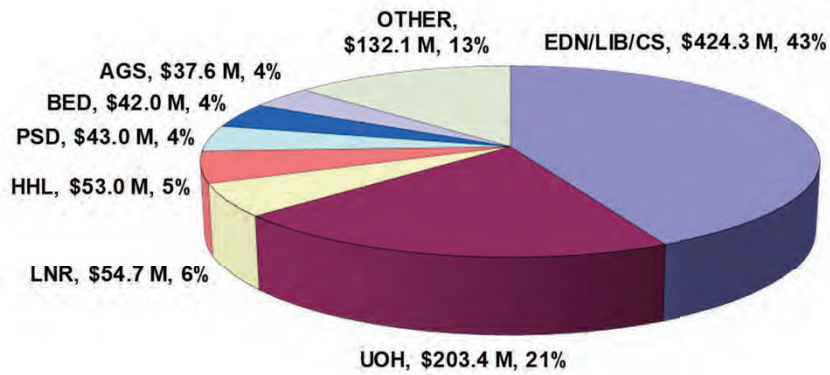
	Act 88/2021 FY 2022	% of Total	Act 88/2021 FY 2023	% of Total	FY 2022 Adjustments	FY 2023 Adjustments	Total FY 2022	% of Total	Total FY 2023	% of Total
Accounting and General Services	37,600,000	3.8%	33,000,000	11.1%	-	35,375,000	37,600,000	3.8%	68,375,000	6.1%
Agriculture	37,160,000	3.7%	-	0.0%	-	32,450,000	37,160,000	3.8%	32,450,000	2.9%
Budget and Finance	-	0.0%	-	0.0%	-	-	-	0.0%	-	0.0%
Business, Econ. Dev. & Tourism	42,000,000	4.2%	45,000,000	15.2%	-	104,525,000	42,000,000	4.2%	149,525,000	13.3%
Defense	6,250,000	0.6%	3,000,000	1.0%	-	9,195,000	6,250,000	0.6%	12,195,000	1.1%
Education	396,769,000	40.0%	26,000,000	8.8%	-	240,000,000	396,769,000	40.1%	266,000,000	23.7%
Charter Schools	2,380,000	0.2%	-	0.0%	-	-	2,380,000	0.2%	-	0.0%
Public Libraries	25,200,000	2.5%	-	0.0%	-	33,000,000	25,200,000	2.5%	33,000,000	2.9%
Governor	1,000	0.0%	1,000	0.0%	-	-	1,000	0.0%	1,000	0.0%
Hawaiian Home Lands	53,000,000	5.3%	25,000,000	8.4%	-	10,000,000	53,000,000	5.4%	35,000,000	3.1%
Human Services	10,000,000	1.0%	-	0.0%	-	12,246,000	10,000,000	1.0%	12,246,000	1.1%
Health	14,136,000	1.4%	4,964,000	1.7%	-	9,334,000	14,136,000	1.4%	14,298,000	1.3%
HHSC	19,000,000	1.9%	23,000,000	7.8%	-	25,609,000	19,000,000	1.9%	48,609,000	4.3%
Labor and Industrial Relations	-	0.0%	-	0.0%	-	-	-	0.0%	-	0.0%
Land and Natural Resources	56,632,000	5.7%	11,500,000	3.9%	(1,972,000)	29,150,000	54,660,000	5.5%	40,650,000	3.6%
Public Safety	42,968,000	4.3%	-	0.0%	-	125,000,000	42,968,000	4.3%	125,000,000	11.1%
Subsidies	27,650,000	2.8%	20,000,000	6.7%	-	-	27,650,000	2.8%	20,000,000	1.8%
Taxation	500,000	0.1%	-	0.0%	-	-	500,000	0.1%	-	0.0%
Transportation	17,500,000	1.8%	2,500,000	0.8%	-	75,000,000	17,500,000	1.8%	77,500,000	6.9%
University of Hawaii	203,350,000	20.5%	102,640,000	34.6%	-	86,500,000	203,350,000	20.5%	189,140,000	16.8%
TOTAL REQUIREMENTS	992,096,000	100.0%	296,605,000	100.0%	(1,972,000)	827,384,000	990,124,000	100.0%	1,123,989,000	100.0%
General Obligation Bonds	984,796,000	99.3%	294,105,000	99.2%	(1,972,000)	827,384,000	982,824,000	99.3%	1,121,489,000	99.8%
Reimbursable G.O. Bonds	7,300,000	0.7%	2,500,000	0.8%	-	-	7,300,000	0.7%	2,500,000	0.2%
TOTAL REQUIREMENTS	992,096,000	100.0%	296,605,000	100.0%	(1,972,000)	827,384,000	990,124,000	100.0%	1,123,989,000	100.0%

Proposed GO/GOR Lapse (4,405,025)
Net Total 1,119,583,975

FY 23 Supplemental CIP Budget

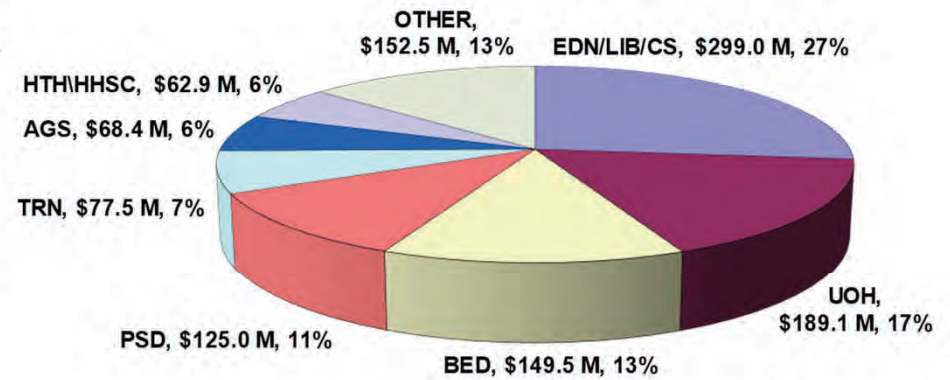
Statewide Totals by Departments - G.O./G.O.R. Bonds

**FY 2022
Supplemental Budget**



Total \$990.1 M

**FY 2023
Supplemental Budget**



Total \$1,124.0 M

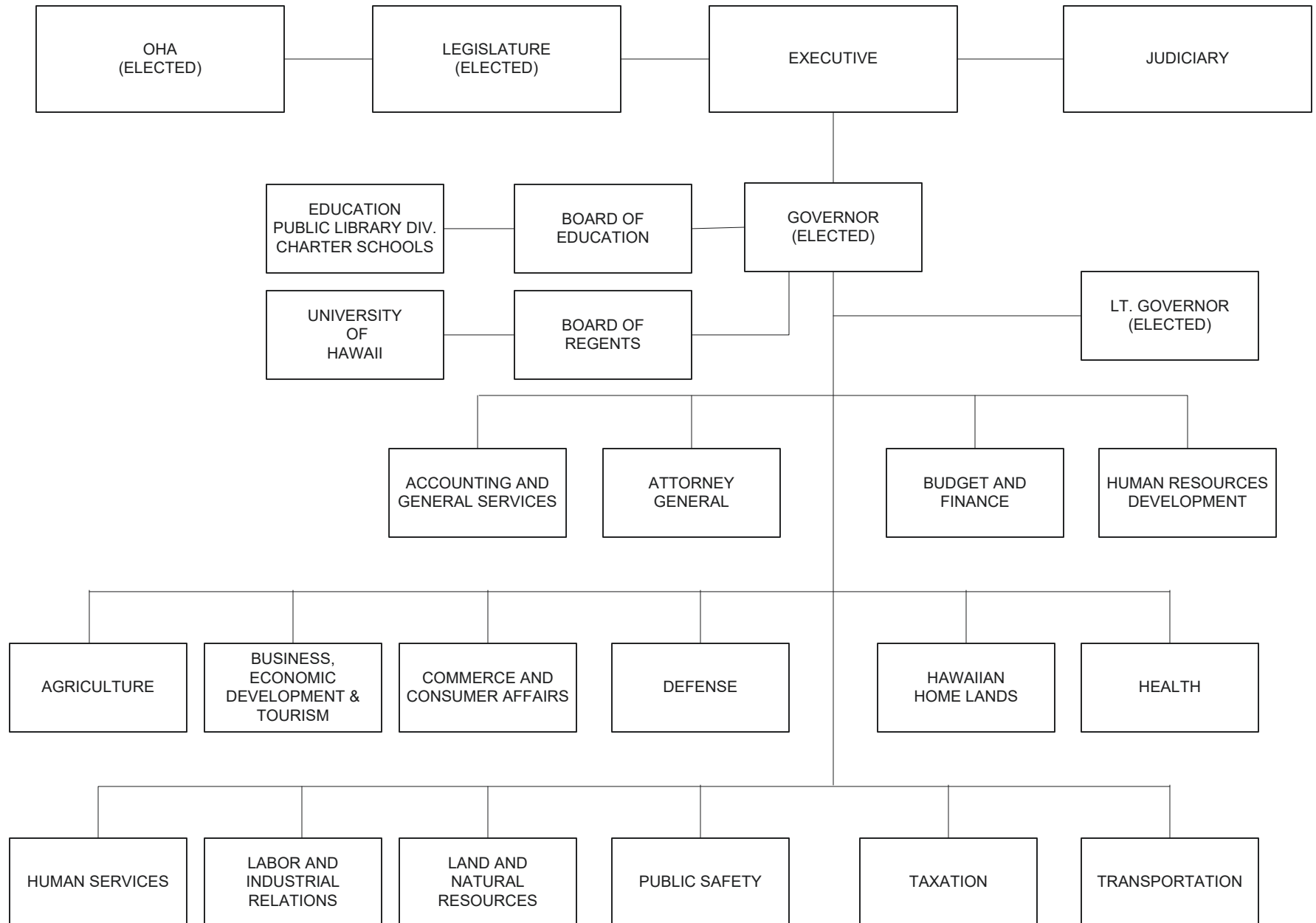
This page is intentionally left blank



The Operating and Capital Budget - Department Summaries and Highlights

STATE GOVERNMENT OF HAWAII

PLAN OF ORGANIZATION



DEPARTMENT OF ACCOUNTING AND GENERAL SERVICES

Department Summary

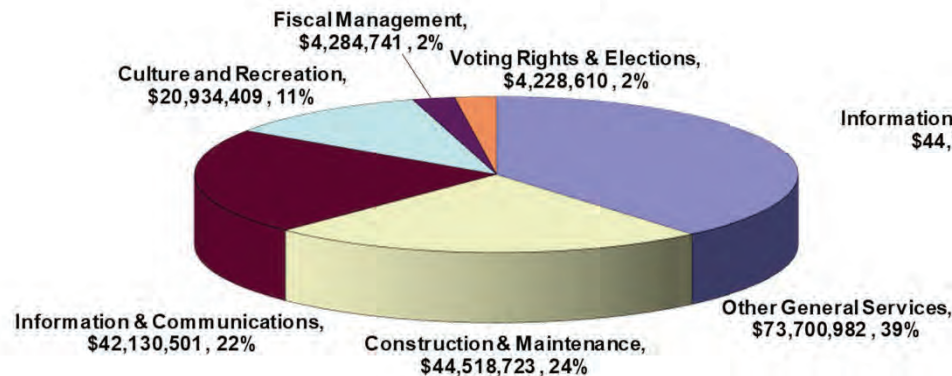
Mission Statement

To attain maximum value for the state taxpayers in providing physical, financial, and technical infrastructure support for state departments and agencies so they may accomplish their missions.

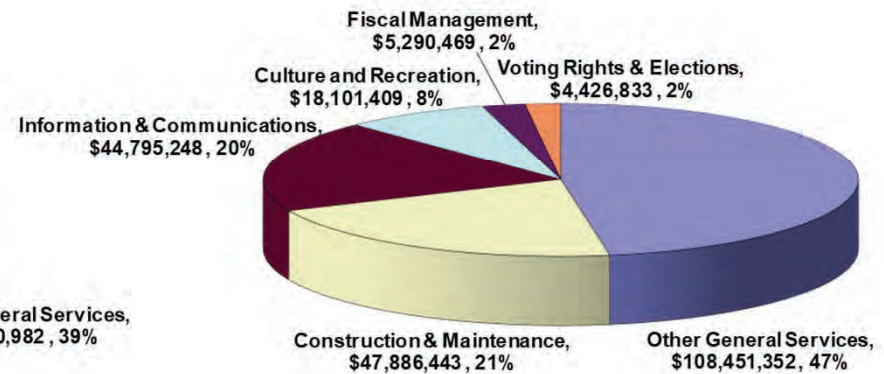
Department Goals

To strive for quality and consistency in the delivery of essential support services to other State departments and agencies. The department's activities reflect a continuing commitment towards cost efficiency, productivity, relevancy and timeliness of services.

**FY 2022 Supplemental
Operating Budget**



**FY 2023 Supplemental
Operating Budget**



DEPARTMENT OF ACCOUNTING AND GENERAL SERVICES

MAJOR FUNCTIONS

- Maintains the State's accounting systems; records the State's financial transactions; verifies expenditures before payments; audits fiscal records of State agencies; and preparation of the State's Annual Comprehensive Financial Report.
- Coordinates and directs engineering, architectural, office leasing, and centralized services that include public building and school repair and maintenance (neighbor islands), custodial services, and grounds maintenance.
- Develops, implements, and manages statewide information technology governance, State information technology strategic plans, and technology standards.
- Administers the statewide information processing and telecommunication services and programs.
- Performs land survey work for government agencies.
- Preserves government records and historical material.
- Administers the State's risk management activities.
- Manages the State's motor pool and parking activities.
- Coordinates procurement activities under Chapter 103D and 103F, HRS.
- Manages and operates Aloha Stadium, with oversight of the Stadium Development District; guides and promotes culture, the arts, history and humanities.
- Directs the statewide elections systems; ensures full disclosure of campaign contributions and expenditures.
- Provides legal guidance and assistance on the open records law (HRS Chapter 92F (UIPA)), and the open meetings law (Part 1 of HRS Chapter 92 (Sunshine Law)) and encourages government agencies to post open data online.

MAJOR PROGRAM AREAS

The Department of Accounting and General Services has programs in the following major program areas:

Formal Education

AGS 807 School Repair & Maintenance,
Neighbor Island Districts

Culture and Recreation

AGS 881 State Foundation on Culture
& the Arts
AGS 889 Spectator Events and Shows
– Aloha Stadium

Individual Rights

AGS 105 Enforcement of Information
Practices

Government-Wide Support

AGS 101 Accounting Sys Dev & Maintenance
AGS 102 Expenditure Examination
AGS 103 Recording and Reporting

AGS 104 Internal Post Audit

AGS 111 Archives – Records
Management

AGS 131 Enterprise Technology Services –
Operations and Infrastructure
Maintenance

AGS 203 State Risk Management and
Insurance Administration

AGS 211 Land Survey

AGS 221 Public Works – Planning,
Design, & Construction

AGS 223 Office Leasing

AGS 231 Central Services – Custodial

AGS 232 Central Services – Grounds
Maintenance

AGS 233 Central Services - Building
Repairs and Alterations

AGS 240 State Procurement

AGS 244 Surplus Property Management

AGS 251 Automotive Management – Motor
Pool

AGS 252 Automotive Management –
Parking Control

AGS 871 Campaign Spending Commission

AGS 879 Office of Elections

AGS 891 Enhanced 911 Board

AGS 901 General Administrative Services

Department of Accounting and General Services
Operating Budget

			Act 88/2021 + other budget acts FY 2022	Act 88/2021 + other budget acts FY 2023	FY 2022 Adjustments	FY 2023 Adjustments	Total FY 2022	Total FY 2023
Funding Sources:	Positions	Perm	595.50	593.50	-	36.00	595.50	629.50
		Temp	30.05	30.05	-	(3.00)	30.05	27.05
General Funds		\$	102,406,900	101,924,536	-	24,907,724	102,406,900	126,832,260
		Perm	63.50	63.50	-	2.75	63.50	66.25
		Temp	5.00	5.00	-	(1.00)	5.00	4.00
Special Funds		\$	26,799,371	26,799,371	-	77,500	26,799,371	26,876,871
		Perm	5.00	5.00	-	-	5.00	5.00
		Temp	1.00	1.00	-	-	1.00	1.00
Federal Funds		\$	2,335,720	1,910,720	-	-	2,335,720	1,910,720
		Perm	-	-	-	-	-	-
		Temp	1.00	1.00	-	-	1.00	1.00
Trust Funds		\$	413,907	413,907	-	700,000	413,907	1,113,907
		Perm	42.00	42.00	-	1.00	42.00	43.00
		Temp	-	-	-	-	-	-
Interdepartmental Transfers		\$	15,788,631	15,788,631	-	97,234	15,788,631	15,885,865
		Perm	-	-	-	-	-	-
		Temp	-	-	-	-	-	-
American Rescue Plan Fds		\$	7,436,000	3,560,000	(3,650,000)	(2,550,000)	3,786,000	1,010,000
		Perm	49.00	49.00	-	1.00	49.00	50.00
		Temp	-	-	-	-	-	-
Revolving Funds		\$	38,267,437	38,267,437	-	17,054,694	38,267,437	55,322,131
		Perm	755.00	753.00	-	40.75	755.00	793.75
		Temp	37.05	37.05	-	(4.00)	37.05	33.05
Total Requirements		\$	193,447,966	188,664,602	(3,650,000)	40,287,152	189,797,966	228,951,754

Highlights: (general funds and FY 23 unless otherwise noted)

1. Adds \$805,000 for consultants contract and \$1,219,725 for annual maintenance contracts for Enterprise Financial System information technology (IT) project.
2. Adds \$17,000,000 in general funds and \$17,000,000 in revolving funds for insurance premiums.
3. Adds 4.00 permanent positions and \$250,074 to restore deleted Building Repair and Alterations positions.
4. Adds 7.00 permanent positions and \$156,558 to restore deleted Custodial positions.
5. Adds \$602,532 to restore funding for Public Works Division positions.
6. Adds 2.00 permanent positions and \$80,000 for IT Cybersecurity Safeguards Team.
7. Adds 3.00 permanent positions and \$1,270,000 for new Identity Services IT program, including contract costs.
8. Adds 4.00 permanent positions and \$156,118 for new Real Property Branch.
9. Adds \$700,000 in trust funds to increase ceiling for the Hawai'i Election Campaign Trust Fund.
10. Adds \$1,991,932 for energy savings performance contracts.
11. Adds \$725,625 for Capitol security.
12. Reduces \$3,650,000 in FY22 and \$2,550,000 in FY 23 in American Rescue Plan Funds for various programs.

Department of Accounting and General Services
Capital Improvements Budget

	Act 88/2021 FY 2022	Act 88/2021 FY 2023	FY 2022 Adjustments	FY 2023 Adjustments	Total FY 2022	Total FY 2023
Funding Sources:						
General Obligation Bonds	37,600,000	33,000,000	-	35,375,000	37,600,000	68,375,000
American Rescue Plan Funds	11,500,000	-	(11,500,000)	-	-	-
Total Requirements	49,100,000	33,000,000	(11,500,000)	35,375,000	37,600,000	68,375,000

Highlights: (general obligation bonds and FY 23 unless otherwise noted)

1. Adds \$5,125,000 for Lump Sum Maintenance of Existing Facilities, Public Works Division, Statewide.
2. Adds \$2,000,000 for Lump Sum Health and Safety, Information and Communication Services Division, Statewide.
3. Adds \$3,000,000 for Washington Place, Health and Safety and Queen's Gallery Renovation, O'ahu.
4. Adds \$250,000 for State Archives Master Plan, O'ahu.
5. Adds \$25,000,000 for Data Centers, Renovations, Replacements, and/or New, Statewide.
6. Reduces \$10,000,000 in Federal Stimulus Funds (American Rescue Plan Act [ARPA] funds) in FY 22 for Carrier-Neutral Cable Landing Stations, Statewide.
7. Reduces \$1,500,000 in Federal Stimulus Funds (American Rescue Plan Act [ARPA] funds) in FY 22 for State Capitol Building, O'ahu.

DEPARTMENT OF AGRICULTURE

Department Summary

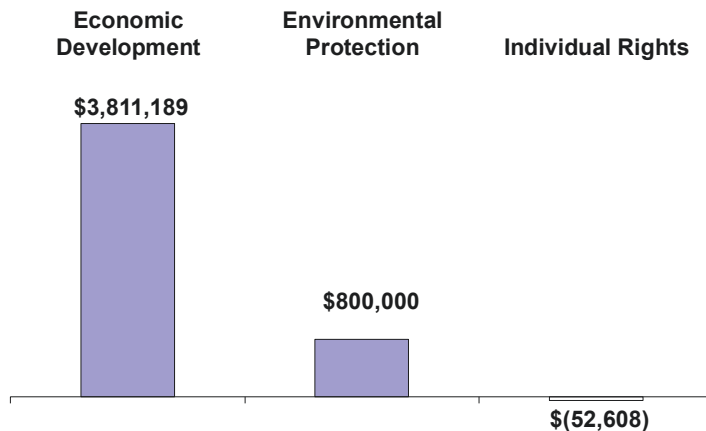
Mission Statement

To further expand the role of Hawaii's agricultural industry to benefit the well-being of our island society by diversifying the economy, protecting resources important for agricultural production, and gaining greater self-sufficiency in food production.

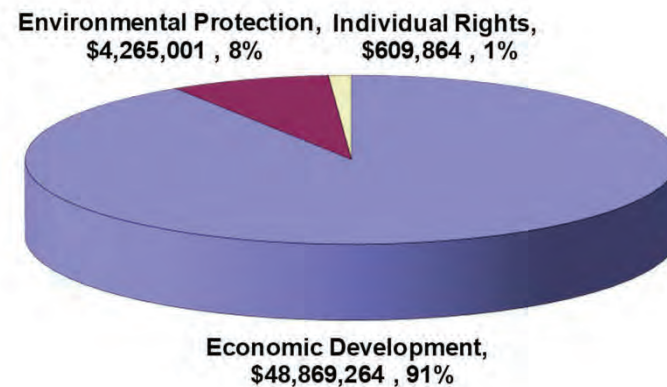
Department Goals

To conserve and develop essential agricultural resources and infrastructure; to gain access to and develop local, domestic, and international markets for Hawaii's agricultural products; to conserve and protect suitable agricultural lands and water; to promote Hawaii's food self-sufficiency; to raise public awareness of the importance of agriculture to the State's economy, environment, and as a profession; to implement programs to safeguard Hawaii's farmers, consumers, and natural resources; and to prevent the introduction and establishment of plants, animals and diseases that are detrimental to Hawaii's agriculture and environment.

FY 2023 Supplemental Operating Budget Adjustments by Major Program



FY 2023 Supplemental Operating Budget



DEPARTMENT OF AGRICULTURE MAJOR FUNCTIONS

- Carries out programs to conserve, develop, and utilize the agricultural resources and infrastructure of the State and facilitates the transition of plantation agriculture to diversified farming.
- Enforces laws and formulates and enforces rules and regulations to further control the management of agricultural resources.
- Reviews and develops agricultural goals and objectives compatible with statewide expansion and diversification of Hawaii's agricultural base.
- Prevents the introduction of plant pests and diseases, provides certification services to facilitate the export of certain plant materials, and controls and eradicates insects and noxious weeds and controls the distribution and usage of pesticides.
- Administers the aquaculture development, State animal health, and agricultural and aquacultural loan programs.
- Maintains official State primary measurement standards; ensures accuracy of commercial measuring devices.
- Establishes and enforces grade standards; ensures food safety compliance for agricultural commodities producers in the State in cooperation with the industry; and achieves stability within the State milk industry by ensuring the availability of an adequate supply of wholesale milk.
- Supports the marketing of various agricultural commodities.

MAJOR PROGRAM AREAS

The Department of Agriculture has programs in the following major program areas:

Economic Development

AGR 101	Financial Assistance for Agriculture
AGR 122	Plant Pest and Disease Control
AGR 131	Rabies Quarantine
AGR 132	Animal Disease Control
AGR 141	Agricultural Resource Management
AGR 151	Quality and Price Assurance
AGR 153	Aquaculture Development
AGR 161	Agribusiness Development and Research

AGR 171	Agricultural Development and Marketing
AGR 192	General Administration for Agriculture

Environmental Protection

AGR 846	Pesticides
---------	------------

Individual Rights

AGR 812	Measurement Standards
---------	-----------------------

**Department of Agriculture
Operating Budget**

			Act 88/2021 + other budget acts FY 2022	Act 88/2021 + other budget acts FY 2023	FY 2022 Adjustments	FY 2023 Adjustments	Total FY 2022	Total FY 2023
Funding Sources:	Positions	Perm	122.68	122.68	-	25.00	122.68	147.68
		Temp	7.00	7.00	-	(7.00)	7.00	-
General Funds		\$	13,647,499	10,543,105	-	4,469,474	13,647,499	15,012,579
		Perm	163.82	163.82	-	(26.00)	163.82	137.82
		Temp	-	-	-	-	-	-
Special Funds		\$	20,905,606	20,905,606	-	(978,783)	20,905,606	19,926,823
		Perm	2.00	2.00	-	(1.25)	2.00	0.75
		Temp	-	-	-	-	-	-
Federal Funds		\$	1,220,787	1,220,787	-	(69,219)	1,220,787	1,151,568
		Perm	2.00	2.00	-	1.25	2.00	3.25
		Temp	6.00	6.00	-	-	6.00	6.00
Other Federal Funds		\$	1,790,103	1,790,103	-	69,219	1,790,103	1,859,322
		Perm	-	-	-	-	-	-
		Temp	-	-	-	-	-	-
Trust Funds		\$	812,962	812,962	-	-	812,962	812,962
		Perm	-	-	-	-	-	-
		Temp	-	-	-	-	-	-
Interdepartmental Transfers		\$	212,095	212,095	-	-	212,095	212,095
		Perm	-	-	-	-	-	-
		Temp	-	-	-	-	-	-
American Rescue Plan Fds		\$	100,000	-	-	-	100,000	-
		Perm	25.50	25.50	-	-	25.50	25.50
		Temp	14.50	14.50	-	8.00	14.50	22.50
Revolving Funds		\$	13,700,890	13,700,890	-	1,067,890	13,700,890	14,768,780
		Perm	316.00	316.00	-	(1.00)	316.00	315.00
		Temp	27.50	27.50	-	1.00	27.50	28.50
Total Requirements		\$	52,389,942	49,185,548	-	4,558,581	52,389,942	53,744,129

Highlights: (general funds and FY 23 unless otherwise noted)

1. Adds \$165,700 to provide second-year operating funds for the Financial Assistance for Agriculture program.
2. Converts positions in the Plant Pest and Disease Control program from special to general funds by reducing 23.00 permanent positions and \$1,825,885 in special funds; and adding 23.00 permanent positions and \$1,407,252.
3. Adds \$800,000 to include settlement funds received in FY 21 to establish a pesticide disposal program.
4. Adds \$1,474,000 (\$574,000 non-recurring) for various agricultural development and biosecurity projects in various programs.
5. Adds \$800,000 and \$800,000 in special funds (both non-recurring) to clear debris from a stream on Kauai.
6. Adds \$253,236; 207,050 in special funds; and \$122,085 in revolving funds to restore funding for positions in various programs.

**Department of Agriculture
Capital Improvements Budget**

	Act 88/2021 FY 2022	Act 88/2021 FY 2023	FY 2022 Adjustments	FY 2023 Adjustments	Total FY 2022	Total FY 2023
Funding Sources:						
General Obligation Bonds	37,160,000	-	-	32,450,000	37,160,000	32,450,000
Federal Funds	1,000	-	-	-	1,000	-
Total Requirements	37,161,000	-	-	32,450,000	37,161,000	32,450,000

Highlights: (general obligation bonds and FY 23 unless otherwise noted)

1. Adds \$5,100,000 for tar removal at the Animal Quarantine Station in Halawa, Oahu.
2. Adds \$2,000,000 for New Animal Quarantine Station, Oahu.
3. Adds \$10,000,000 for Royal Kunia Agricultural Park, Oahu.
4. Adds \$3,000,000 for Agricultural Infrastructure Improvements, Oahu.
5. Adds \$1,000,000 for Agricultural Infrastructure Improvements, Statewide.
6. Adds \$3,500,000 for Kekaha Ditch Irrigation System Modification, Kauai.
7. Adds \$1,250,000 for Kahuku Agricultural Park Miscellaneous Improvements, Oahu.
8. Adds \$6,000,000 for Waiahole Water System Improvements, Kunia, Oahu.
9. Adds \$600,000 for Quarantine Greenhouse Improvements, Oahu.

DEPARTMENT OF THE ATTORNEY GENERAL

Department Summary

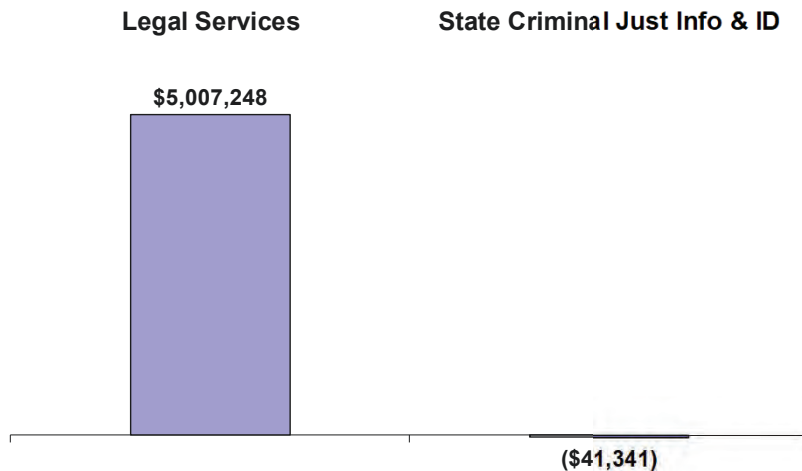
Mission Statement

To provide legal and other services to the State, including the agencies, officers, and employees of the executive, legislative, and judicial branches of the Hawaii government.

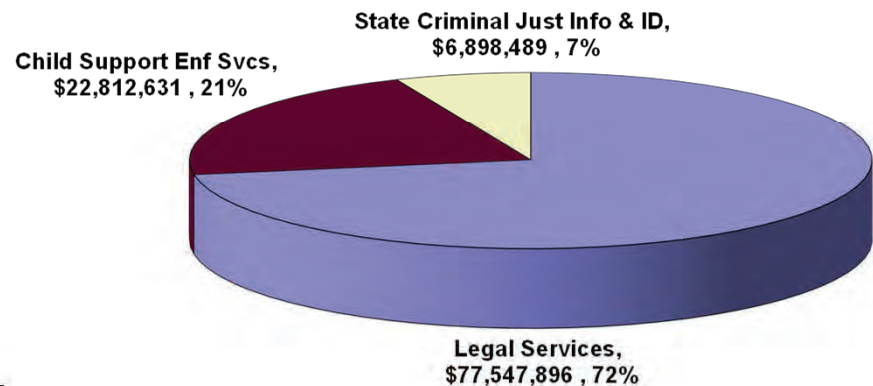
Department Goals

To safeguard the rights and interests of the people of the State of Hawaii by being the defender of and advocate for the people and undertaking appropriate legal and other actions on their behalf; to protect the State's interest in legal matters by providing timely legal advice and representation to the executive, legislative, and judicial branches; to preserve, protect, and defend the constitution and laws of the State of Hawaii and the United States; to enforce the State's constitution and laws, and to facilitate the enforcement of federal law; and to assist and coordinate statewide programs and activities that improve the criminal justice system and law enforcement.

FY 2023 Supplemental Operating Budget Adjustments by Major Program



FY 2023 Supplemental Operating Budget



DEPARTMENT OF THE ATTORNEY GENERAL MAJOR FUNCTIONS

- Provides legal services to State agencies and employees and the Legislature; represents the State in all civil litigation in which the State is a party; conducts civil and criminal investigations; drafts and approves as to form the legality of various documents.
- Prosecutes criminal offenses, such as Medicaid fraud, welfare fraud, tax fraud, unemployment fraud, organized crime, and other crime against the public order; and initiates, develops and performs or coordinates programs, projects and activities on the subject of crime and crime prevention.
- Oversees the actions of the trustees of charitable trusts and brings any abuse or deviation by the trustees to the attention of the probate court for possible correction.
- Enforces the federal and State antitrust laws.
- Responsible for the enforcement of the Master Settlement Agreement pursuant to the Hawaii Revised Statutes Chapter 675 (HRS Chapter 675, State's Tobacco Liability Act); and the Cigarette Tax Stamp requirements and prohibition against the sale of Gray Market cigarettes.
- Maintains the automated statewide information system that collects, maintains, and disseminates individual criminal history record information for those arrested and fingerprinted.
- Administers the Child Support Enforcement Program, which involves initiating legal or administrative actions required to secure financial support for children.
- Provides a fair and impartial administrative forum for the expeditious resolution of child support disputes through the Office of Child Support hearings.

MAJOR PROGRAM AREAS

The Department of the Attorney General has programs in the following major program areas:

Social Services

ATG 500 Child Support Enforcement Services

Public Safety

ATG 231 State Criminal Justice Information and Identification

Government-Wide Support

ATG 100 Legal Services

Department of the Attorney General
Operating Budget

			Act 88/2021 + other budget acts FY 2022	Act 88/2021 + other budget acts FY 2023	FY 2022 Adjustments	FY 2023 Adjustments	Total FY 2022	Total FY 2023
Funding Sources:	Positions	Perm	354.80	353.80	-	21.66	354.80	375.46
		Temp	22.54	22.54	-	-	22.54	22.54
General Funds		\$	32,976,791	32,833,867	-	4,793,544	32,976,791	37,627,411
		Perm	24.40	24.40	-	2.78	24.40	27.18
		Temp	0.22	0.22	-	-	0.22	0.22
Special Funds		\$	3,879,671	3,991,921	-	85,856	3,879,671	4,077,777
		Perm	-	-	-	-	-	-
		Temp	5.70	5.70	-	-	5.70	5.70
Federal Funds		\$	11,880,146	11,880,146	-	(168,000)	11,880,146	11,712,146
		Perm	157.38	157.38	-	1.24	157.38	158.62
		Temp	2.66	2.66	-	(1.00)	2.66	1.66
Other Federal Funds		\$	21,243,508	21,243,508	-	56,656	21,243,508	21,300,164
		Perm	0.50	0.50	-	0.50	0.50	1.00
		Temp	-	-	-	-	-	-
Trust Funds		\$	6,271,359	6,271,359	-	(32,606)	6,271,359	6,238,753
		Perm	117.60	117.60	-	4.60	117.60	122.20
		Temp	30.60	30.60	-	-	30.60	30.60
Interdepartmental Transfers		\$	18,957,676	18,957,676	-	230,457	18,957,676	19,188,133
		Perm	31.10	31.10	-	-	31.10	31.10
		Temp	1.00	1.00	-	-	1.00	1.00
Revolving Funds		\$	7,075,902	7,114,632	-	-	7,075,902	7,114,632
		Perm	685.78	684.78	-	30.78	685.78	715.56
		Temp	62.72	62.72	-	(1.00)	62.72	61.72
Total Requirements		\$	102,285,053	102,293,109	-	4,965,907	102,285,053	107,259,016

Highlights: (general funds and FY 23 unless otherwise noted)

1. Adds \$3,300,000 for Deputy Attorney General Salary Increases.
2. Adds 2.00 permanent Deputy Attorney General positions and \$212,000 for the Legislative Division.
3. Adds 6.00 permanent Positions and \$328,288 for a Special Investigation and Prosecution Unit.
4. Adds 4.00 permanent Deputy Attorney General positions and \$337,560 in Interdepartmental Transfer funds for the Human Services Division.

Department of the Attorney General
Capital Improvements Budget

	Act 88/2021 FY 2022	Act 88/2021 FY 2023	FY 2022 Adjustments	FY 2023 Adjustments	Total FY 2022	Total FY 2023
Funding Sources:						
General Funds					-	-
General Obligation Bonds					-	-
Total Requirements	-	-	-	-	-	-

Highlights: (general obligation bonds and FY 23 unless otherwise noted)
None.

DEPARTMENT OF BUDGET AND FINANCE

Department Summary

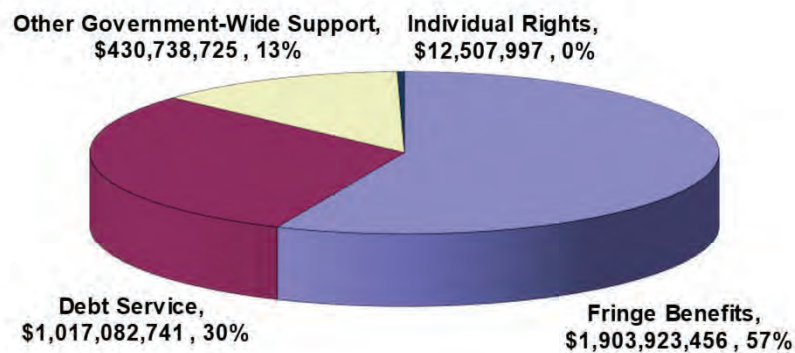
Mission Statement

To enhance long-term productivity and efficiency in government operations by providing quality budget and financial services that prudently allocate and effectively manage available resources.

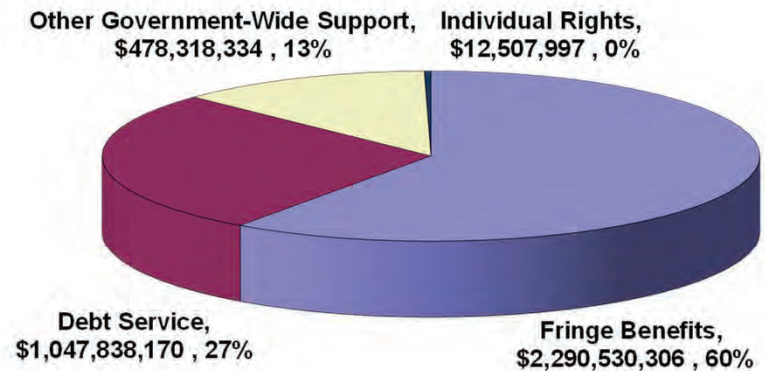
Department Goals

Improve the executive resource allocation process through the following: planning, analysis and recommendation on all phases of program scope and funding; maximizing the value, investment, and use of State funds through planning, policy development, timely scheduling of State bond financing and establishment of appropriate cash management controls and procedures; administering retirement and survivor benefits for State and County members and prudently managing the return on investments; administering health and life insurance benefits for eligible active and retired State and County public employees and their dependents by providing quality services and complying with federal and State legal requirements; and safeguarding the rights of indigent individuals in need of assistance in criminal and related cases by providing statutorily entitled and effective legal representation.

**FY 2022 Supplemental
Operating Budget**



**FY 2023 Supplemental
Operating Budget**



DEPARTMENT OF BUDGET AND FINANCE MAJOR FUNCTIONS

- Administers the multi-year program and financial plan and executive budget, management improvement, and financial management programs of the State under the general direction of the Governor.
- Coordinates State budget services and prepares the Governor's budget for submission to the legislature; administers the financial affairs of the State.
- Plans, directs and coordinates the State's investments and financing programs.
- Directs and coordinates a statewide retirement benefits program for State and county government employees.
- Administers health and life insurance benefits for eligible State and county active and retired public employees and dependents.
- Provides comprehensive legal and related services to persons who are financially unable to obtain legal and related services.

MAJOR PROGRAM AREAS

The Department of Budget and Finance has programs in the following major program areas:

Government-Wide Support

BUF 101	Departmental Administration and Budget Division
BUF 102	Collective Bargaining – Statewide
BUF 103	Vacation Payout – Statewide
BUF 115	Financial Administration
BUF 141	Employees' Retirement System
BUF 143	Hawaii Employer Union Trust Fund
BUF 721	Debt Service Payments – State
BUF 741	Retirement Benefits Payments – State
BUF 761	Health Premium Payments – State
BUF 762	Health Premium Payments – ARC

Formal Education

BUF 725	Debt Service Payments – DOE
BUF 728	Debt Service Payments – UH
BUF 745	Retirement Benefits Payments – DOE
BUF 748	Retirement Benefits Payments – UH
BUF 765	Health Premium Payments – DOE
BUF 768	Health Premium Payments – UH

Individual Rights

BUF 151	Office of the Public Defender
---------	-------------------------------

Department of Budget and Finance
Operating Budget

			Act 88/2021 + other budget acts FY 2022	Act 88/2021 + other budget acts FY 2023	FY 2022 Adjustments	FY 2023 Adjustments	Total FY 2022	Total FY 2023
Funding Sources:	Positions	Perm	191.50	191.50	-	8.00	191.50	199.50
		Temp	-	-	-	-	-	-
General Funds		\$	2,942,881,634	3,037,411,702	-	336,207,742	2,942,881,634	3,373,619,444
		Perm	-	-	-	-	-	-
		Temp	-	-	-	-	-	-
Special Funds		\$	377,575,000	377,575,000	-	568,452	377,575,000	378,143,452
		Perm	70.00	70.00	-	-	70.00	70.00
		Temp	-	-	-	-	-	-
Trust Funds		\$	20,841,766	20,841,766	-	-	20,841,766	20,841,766
		Perm	-	-	-	-	-	-
		Temp	-	-	-	-	-	-
Interdepartmental Transfers		\$	4,000,000	4,000,000	-	-	4,000,000	4,000,000
		Perm	-	-	-	-	-	-
		Temp	-	-	-	-	-	-
American Rescue Plan Fds		\$	9,700,000	9,700,000	(9,700,000)	23,633,334	-	33,333,334
		Perm	112.00	112.00	-	1.00	112.00	113.00
		Temp	2.00	2.00	-	-	2.00	2.00
Other Funds		\$	18,954,519	19,018,519	-	238,292	18,954,519	19,256,811
		Perm	373.50	373.50	-	9.00	373.50	382.50
		Temp	2.00	2.00	-	-	2.00	2.00
Total Requirements		\$	3,373,952,919	3,468,546,987	(9,700,000)	360,647,820	3,364,252,919	3,829,194,807

Highlights: (general funds and FY 23 unless otherwise noted)

1. Increases health premium payments by \$331,567,840.
2. Decreases debt service payments by \$23,485,639.
3. Adds \$33,333,334 in American Rescue Plan Funds for the Departmental Administration and Budget Division for State match requirements of the Broadband Equity, Access, and Deployment State Grants appropriated by the Infrastructure Investment and Jobs Act.
4. Increases retirement benefits payments by \$14,750,010.
5. Reduces \$9,700,000 in American Rescue Plan Funds in FY 22 and FY 23 and adds \$9,700,000 in general funds in FY 23 for Vacation Payouts.
6. Adds \$2,650,315 in general funds and \$491,442 in special funds for vacation payouts for exiting Cabinet Members, their Private Secretaries, and Staff of the Governor's and the Lieutenant Governor's Offices.
7. Adds \$393,216 in general funds and \$77,010 in special funds for the reimplementation of salary adjustments recommended by the Commission on Salaries.
8. Adds 6.00 permanent positions and \$227,096 for the Budget, Program Planning and Management Division to establish a Capital Improvement Project Branch and to provide support for the Technical and Collective Bargaining Staffs.

Department of Budget and Finance
Capital Improvements Budget

	Act 88/2021 FY 2022	Act 88/2021 FY 2023	FY 2022 Adjustments	FY 2023 Adjustments	Total FY 2022	Total FY 2023
Funding Sources:						
General Obligation Bonds	-	-	-	-	-	-
American Rescue Plan Funds	-	-	-	115,328,000	-	115,328,000
Total Requirements	-	-	-	115,328,000	-	115,328,000

Highlights: (general obligation bonds and FY 23 unless otherwise noted)

1. Adds \$109,562,000 in American Rescue Plan Funds for a Lump Sum CIP Broadband, Statewide.
2. Adds \$5,766,000 in American Rescue Plan Funds for Lump Sum CIP Broadband Administrative Costs, Statewide.

DEPARTMENT OF BUSINESS, ECONOMIC DEVELOPMENT & TOURISM

Department Summary

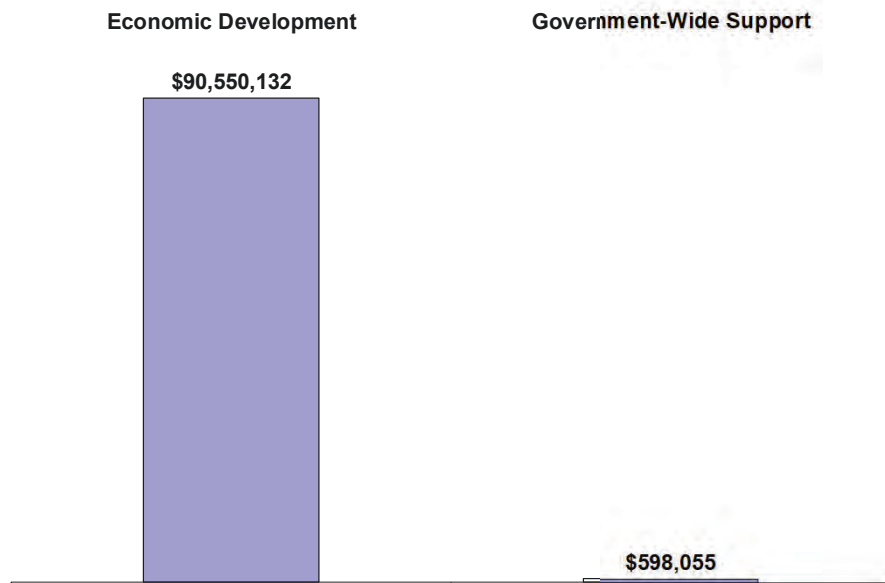
Mission Statement

Achieve a Hawai'i economy that embraces innovation and is globally competitive, dynamic and productive, providing opportunities for all Hawai'i's citizens.

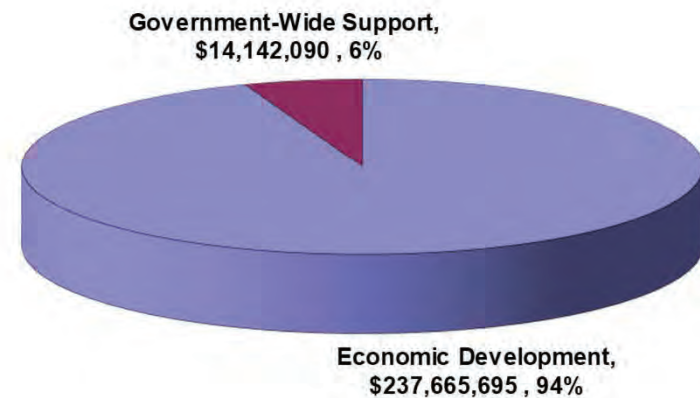
Department Goals

Through its divisions and attached agencies, foster planned community development, create affordable workforce housing units in high-quality living environments, and promote innovation sector job growth.

FY 2023 Supplemental Operating Budget Adjustments by Major Program



FY 2023 Supplemental Operating Budget



DEPARTMENT OF BUSINESS, ECONOMIC DEVELOPMENT & TOURISM

MAJOR FUNCTIONS

- Facilitating the diversification and rebalancing of Hawai'i's economy by supporting the strategic growth of economic activity.
- Providing economic data and research which contributes to economic development in Hawai'i. Providing economic forecasts for long-term statewide planning, conduct research, and publish the findings through a statewide statistical reporting system.
- Facilitating the growth and development of the commercial high technology industry of Hawai'i.
- Improving Hawai'i's business environment by supporting existing and emerging industries, attracting new investment and businesses to create more skilled, quality jobs in the state.
- Planning and developing live-work-play communities to attract and retain a workforce with the skills required for an innovation-driven and globally competitive economy.
- Sustaining the visitor industry by managing the strategic growth of Hawai'i's visitor industry consistent with the State's economic goals, cultural values, preservation of natural resources, and community interests.
- Meeting the demand for housing by creating low- and moderate-income homes for Hawai'i's residents.
- Supporting statewide economic efficiency, productivity, development, and diversification through the Hawai'i Clean Energy Initiative.

MAJOR PROGRAM AREAS

The Department of Business, Economic Development and Tourism has programs in the following major program areas:

Economic Development

BED 100	Strategic Marketing & Support
BED 105	Creative Industries Division
BED 107	Foreign Trade Zone
BED 113	Tourism
BED 120	Hawai'i State Energy Office
BED 138	Hawai'i Green Infrastructure Authority
BED 142	General Support for Economic Development

BED 143	Hawai'i Technology Development Corporation
BED 146	Natural Energy Laboratory of Hawai'i Authority
BED 150	Hawai'i Community Development Authority
BED 160	Hawai'i Housing Finance and Development Corporation

Government-Wide Support

BED 130	Economic Planning and Research
BED 144	Statewide Planning and Coordination

Department of Business, Economic Development and Tourism
Operating Budget

			Act 88/2021 + other	Act 88/2021 + other				
			budget acts	budget acts	FY 2022	FY 2023	Total	Total
			FY 2022	FY 2023	Adjustments	Adjustments	FY 2022	FY 2023
Funding Sources:	Positions	Perm	105.46	105.46	-	1.00	105.46	106.46
		Temp	37.00	37.00	-	35.20	37.00	72.20
General Funds		\$	13,527,230	13,500,832	-	64,091,666	13,527,230	77,592,498
		Perm	16.00	16.00	-	13.00	16.00	29.00
Special Funds		Temp	22.00	22.00	-	1.80	22.00	23.80
		\$	99,120,839	99,120,839	-	33,728,019	99,120,839	132,848,858
Federal Funds		Perm	6.54	6.54	-	-	6.54	6.54
		Temp	5.00	5.00	-	-	5.00	5.00
Other Federal Funds		\$	6,079,582	6,079,582	-	85,271	6,079,582	6,164,853
		Perm	6.50	6.50	-	-	6.50	6.50
Trust Funds		Temp	9.00	9.00	-	1.00	9.00	10.00
		\$	5,276,337	5,276,337	-	-	5,276,337	5,276,337
American Rescue Plan Fds		Perm	-	-	-	-	-	-
		Temp	-	-	-	-	-	-
Revolving Funds		\$	240,000	240,000	-	6,906,250	240,000	7,146,250
		Perm	1.00	1.00	-	(1.00)	1.00	-
Total Requirements		Temp	24.00	24.00	-	(24.00)	24.00	-
		\$	75,450,000	15,150,000	-	(11,000,000)	75,450,000	4,150,000
		Perm	38.00	38.00	-	(13.00)	38.00	25.00
		Temp	41.00	41.00	-	(1.00)	41.00	40.00
		\$	21,292,008	21,292,008	-	(2,663,019)	21,292,008	18,628,989
		Perm	173.50	173.50	-	-	173.50	173.50
		Temp	138.00	138.00	-	13.00	138.00	151.00
		\$	220,985,996	160,659,598	-	91,148,187	220,985,996	251,807,785

Highlights: (general funds and FY 23 unless otherwise noted)

1. Adds \$60,000,000; 1.00 permanent position; and 23.20 temporary positions for the operations of the Hawai'i Tourism Authority.
2. Adds \$28,500,000 in special funds and 0.80 temporary positions for the operations of the Hawai'i Convention Center.
3. Adds \$2,500,000 in special funds to be used as state matching funds for federal grants for the Hawai'i State Energy Office.
4. Adds \$1,000,000 for the Hawai'i Small Business Innovation Research Phase II and III grant program for the Hawai'i Technology Development Corporation
5. Adds \$500,000 for the Accelerator program for HTDC.
6. Adds \$500,000 for the Manufacturing Assistance grant program for HTDC.
7. Adds \$273,572; 1.00 permanent position; and 3.00 temporary positions to fund and staff the Statewide Sustainability Branch established pursuant to Act 45, SLH 2020, within the Office of Planning and Sustainable Development.

Department of Business, Economic Development and Tourism
Capital Improvements Budget

	Act 88/2021 FY 2022	Act 88/2021 FY 2023	FY 2022 Adjustments	FY 2023 Adjustments	Total FY 2022	Total FY 2023
Funding Sources:						
General Funds	-	-	-	-	-	-
General Obligation Bonds	42,000,000	45,000,000	-	104,525,000	42,000,000	149,525,000
Total Requirements	42,000,000	45,000,000	-	104,525,000	42,000,000	149,525,000

Highlights: (general obligation bonds and FY 23 unless otherwise noted)

1. Adds \$12,125,000 for Saratoga Avenue Electrical and Communication Infrastructure Improvements in Kalaeloa, O'ahu.
2. Adds \$25,000,000 for repair of the Fisherman's Wharf Bulkhead-Kewalo Basin Harbor, O'ahu.
3. Adds \$64,000,000 for repair and enhancement of the Hawai'i Convention Center rooftop terrace deck, O'ahu.

DEPARTMENT OF COMMERCE AND CONSUMER AFFAIRS

Department Summary

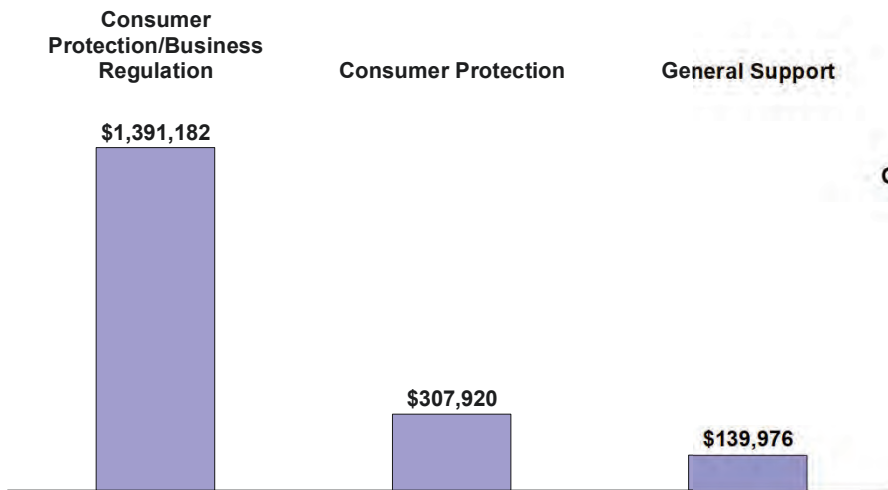
Mission Statement

To promote a strong and healthy business environment by upholding fairness and public confidence in the marketplace, and by increasing knowledge and opportunity for our businesses and citizens.

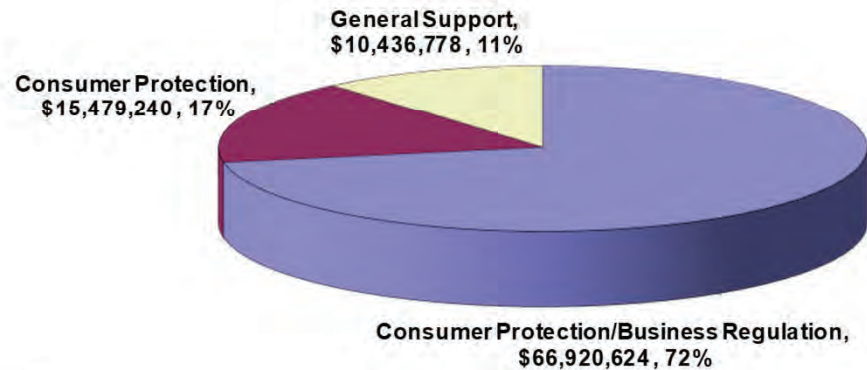
Department Goals

To develop rational business regulation; to achieve fairness and public confidence in the marketplace; and to foster sound consumer practices.

FY 2023 Supplemental Operating Budget Adjustments by Major Program



FY 2023 Supplemental Operating Budget



DEPARTMENT OF COMMERCE AND CONSUMER AFFAIRS MAJOR FUNCTIONS

- Develops standards relating to the licensing of and general supervision over the conduct of the financial services industry, the securities industry, professions, businesses, trades, and insurance companies.
- Coordinates consumer protection activities in the State; conducts investigations, research, and enforces laws, rules, and regulations in the area of consumer protection; provides consumer education services and programs.
- Represents, protects, and advances the interest of consumers of utility and interisland water carrier services; conducts investigations; assists and cooperates with Federal, State, and local agencies to protect the consumer's interests.
- Regulates public utilities to ensure regulated companies efficiently and safely provide customers with adequate and reliable services at just and reasonable rates while providing regulated companies with a fair opportunity to earn a reasonable rate of return.
- Grants or denies the issuance of financial services industry, professional, business and trade licenses and registrations; directs investigations or examinations, holds hearings, and suspends, revokes or reinstates licenses and registrations; adopts, amends or repeals such rules as deemed necessary to fully effectuate the provisions of the laws within the Department's scope and jurisdiction.
- Administers the laws of the State relating to corporations; partnerships; companies; trademarks, tradenames; miscellaneous business registrations; the financial services industry; the securities industry; the insurance industry; and provides advice on business formation.
- Ensures that cable subscribers are provided with services that meet acceptable standards of quality, dependability and fair rates; monitors the operations and management of cable television operators; administers the public access television entities' contracts; and promotes the adoption and deployment of broadband services throughout the State.

MAJOR PROGRAM AREAS

The Department of Commerce and Consumer Affairs has programs in the following major program areas:

Individual Rights

CCA 102	Cable Television
CCA 103	Consumer Advocate for Communication, Utilities, and Transportation Services
CCA 104	Financial Services Regulation
CCA 105	Professional and Vocational Licensing
CCA 106	Insurance Regulatory Services

CCA 107	Post-Secondary Education Authorization
CCA 110	Office of Consumer Protection
CCA 111	Business Registration and Securities Regulation
CCA 112	Regulated Industries Complaints Office
CCA 191	General Support
CCA 901	Public Utilities Commission

Department of Commerce and Consumer Affairs
Operating Budget

			Act 88/2021 + other budget acts FY 2022	Act 88/2021 + other budget acts FY 2023	FY 2022 Adjustments	FY 2023 Adjustments	Total FY 2022	Total FY 2023
Funding Sources:	Positions	Perm			-	-	-	-
		Temp			-	-	-	-
General Funds		\$			-	-	-	-
		Perm	514.00	514.00	-	11.00	514.00	525.00
		Temp	14.00	14.00	-	-	14.00	14.00
Special Funds		\$	90,365,637	87,541,637	-	1,914,198	90,365,637	89,455,835
		Perm	8.00	8.00	-	-	8.00	8.00
		Temp	5.00	5.00	-	(1.00)	5.00	4.00
Trust Funds		\$	3,455,927	3,455,927	-	(75,120)	3,455,927	3,380,807
		Perm	522.00	522.00	-	11.00	522.00	533.00
		Temp	19.00	19.00	-	(1.00)	19.00	18.00
Total Requirements		\$	93,821,564	90,997,564	-	1,839,078	93,821,564	92,836,642

Highlights: (general funds and FY 23 unless otherwise noted)

1. Adds 5.00 permanent positions and \$304,744 in special funds for the Professional and Vocational Licensing (PVL) Program to process and renew licenses.
2. Adds 3.00 permanent positions and \$365,832 in special funds for the Financial Services Regulation Program for small dollar lenders and non-depository trusts.
3. Adds 2.00 permanent positions and \$156,757 in special funds for the PVL Program for the licensure of midwives pursuant to Act 32, SLH 2019.
4. Adds \$450,000 in special funds for the Insurance Regulatory Services Program for a new fraud investigation system.

Department of Commerce and Consumer Affairs
Capital Improvements Budget

	Act 88/2021 FY 2022	Act 88/2021 FY 2023	FY 2022 Adjustments	FY 2023 Adjustments	Total FY 2022	Total FY 2023
Funding Sources:						
General Funds	-	-	-	-	-	-
General Obligation Bonds	-	-	-	-	-	-
Total Requirements	-	-	-	-	-	-

Highlights: (general obligation bonds and FY 23 unless otherwise noted)
None.

DEPARTMENT OF DEFENSE

Department Summary

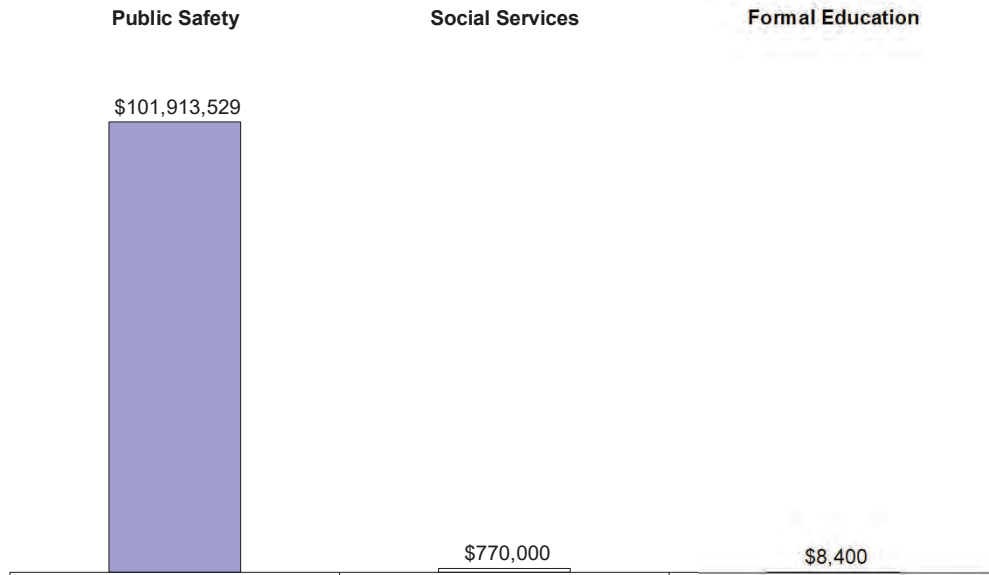
Mission Statement

To assist authorities in providing for the safety, welfare, and defense of the people of Hawaii.

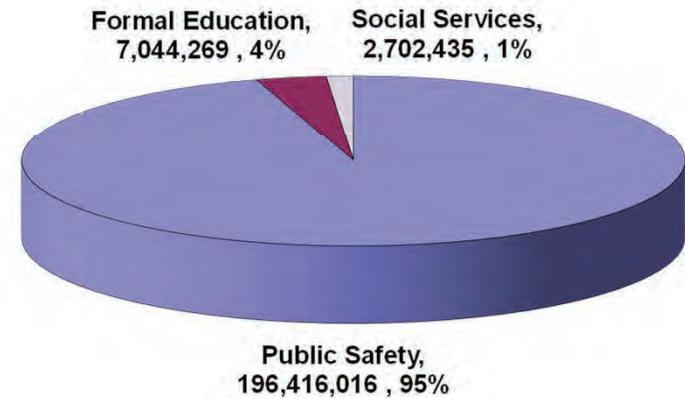
Department Goals

To maintain readiness to respond to the needs of the people in the event of disaster, either natural or human-caused; to administer policies and programs related to veterans and their families and improve our State Veterans' Cemeteries; and to provide at-risk youth with opportunity to obtain their high school diplomas and become productive citizens.

FY 2023 Supplemental Operating Budget Adjustments by Major Program



FY 2023 Supplemental Operating Budget



DEPARTMENT OF DEFENSE MAJOR FUNCTIONS

- Provides for the defense, safety and welfare of the people of Hawaii.
- Maintains its readiness to respond to the needs of the people in the event of war or devastation originating from either natural or human-caused disasters.
- To meet its federal mission as part of the military reserve component, the Hawaii National Guard, consisting of the Army and Air National Guard divisions, is manned, trained, equipped and ready for call to active duty by the President in times of national emergency. To meet its State mission, the Hawaii National Guard responds when necessary to protect life and property, preserve peace, order and public safety as directed by competent State authority.
- Coordinates the emergency management planning of all public and private organizations within the islands, minimizes the loss of life and property damage, restores essential public services, and expedites the recovery of individuals in the event of natural or human-caused mass casualty situations.
- Administers the Youth Challenge Academy, which serves youth at risk by providing life-transforming experience through training under military-like conditions.
- Office of Veterans Services – Responsible for the statewide administration, conduct, and coordination of all functions and activities prescribed under Chapter 363, Veterans Rights and Benefits, HRS, for veterans and their dependents.
- Office of Homeland Security – Provides a comprehensive program, to protect our people, infrastructure, and government from terrorism and threats of attack as prescribed under Chapter 26, Executive and Administrative Departments, Section 21, Department of Defense.

MAJOR PROGRAM AREAS

The Department of Defense has programs in the following major program areas:

Social Services

DEF 112 Services to Veterans

Formal Education

DEF 114 Hawaii National Guard Youth Challenge Academy

Public Safety

DEF 110 Amelioration of Physical Disasters

DEF 116 Hawaii Army and Air National Guard

DEF 118 Hawaii Emergency Management Agency

**Department of Defense
Operating Budget**

			Act 88/2021 + other budget acts FY 2022	Act 88/2021 + other budget acts FY 2023	FY 2022 Adjustments	FY 2023 Adjustments	Total FY 2022	Total FY 2023
Funding Sources:	Positions	Perm	165.00	165.00	-	5.25	165.00	170.25
		Temp	79.50	79.50	-	(6.75)	79.50	72.75
General Funds		\$	19,442,287	19,442,287	-	15,093,015	19,442,287	34,535,302
		Perm	11.50	11.50	-	(2.00)	11.50	9.50
		Temp	14.00	14.00	-	15.50	14.00	29.50
Federal Funds		\$	10,759,428	10,759,428	-	340,866	10,759,428	11,100,294
		Perm	94.50	94.50	-	9.75	94.50	104.25
		Temp	120.00	120.00	-	8.25	120.00	128.25
Other Federal Funds		\$	73,269,076	73,269,076	-	25,408,832	73,269,076	98,677,908
		Perm	-	-	-	-	-	-
		Temp	-	-	-	-	-	-
American Rescue Plan Fds		\$	-	-	-	61,849,216	-	61,849,216
		Perm	271.00	271.00	-	13.00	271.00	284.00
		Temp	213.50	213.50	-	17.00	213.50	230.50
Total Requirements		\$	103,470,791	103,470,791	-	102,691,929	103,470,791	206,162,720

Highlights: (general funds and FY 23 unless otherwise noted)

1. Adds \$61,849,216 in American Rescue Plan funds to address Safe Travel requirements, National Guards costs and other COVID-19 expenditures.
2. Adds \$7,233,000 in general funds and \$24,700,000 in other federal funds from the Hazard Mitigation Federal Grants to provide contingency funding for statewide COVID-19 operations.
3. Adds \$5,000,000 to restore the Major Disaster Fund pursuant to Chapter 127A-16, Hawai'i Revised Statutes.
4. Adds \$1,743,572 in operating funds for the increased utility expenditures in various programs.
5. Adds non-recurring funds of \$770,000 for equipment and removal of albizzia trees at the Hawai'i State Veterans Cemetery.
6. Adds 26.00 temporary positions (10.50 in Federal funds and 15.50 in other federal funds), \$247,841 in Federal funds and \$964,824 in other federal funds; and trades-off \$447,751 in Federal funds from other current expenses to payroll, to fund various disaster positions under Hawai'i Emergency Management Agency (HI-EMA).
7. Adds 3.00 temporary positions in Federal funds and trades off \$184,530 in Federal funds from other current expenses to payroll; reduces 13.00 temporary positions (7.00 in general funds and 6.00 in other federal funds) and 455,095 (167,908 in general funds and 287,187 in other federal funds) as housekeeping adjustments to reconcile the budget details of HI-EMA (DEF 118).
8. Adds 3.00 permanent positions (1.25 in general funds and 1.75 in other federal funds), 1.00 temporary position in other federal funds and 159,420 in general funds; reduces 1.00 temporary position in general funds; and trades off \$184,023 in other federal funds from other current expenses to payroll as housekeeping adjustments to reconcile the budget details of Amelioration of Physical Disasters (DEF 110).

**Department of Defense
Capital Improvements Budget**

	Act 88/2021 FY 2022	Act 88/2021 FY 2023	FY 2022 Adjustments	FY 2023 Adjustments	Total FY 2022	Total FY 2023
Funding Sources:						
General Obligation Bonds	6,250,000	3,000,000	-	9,195,000	6,250,000	12,195,000
Other Federal Funds	1,200,000	3,210,000	-	6,000,000	1,200,000	9,210,000
Total Requirements	7,450,000	6,210,000	-	15,195,000	7,450,000	21,405,000

Highlights: (general obligation bonds and FY 23 unless otherwise noted)

1. Transfers \$3,000,000 in FY 22 and \$3,000,000 in FY 23 from Amelioration of Physical Disasters (DEF 110) to Hawai'i Emergency Management Agency (HI-EMA) (DEF 118); adds \$6,000,000 in other federal funds; and re-appropriates lapsed funds of \$3,000,000 to Retrofit Public Buildings with Hurricane Protective Measures, Statewide.
2. Transfers \$2,500,000 in FY 22 from DEF 110 to DEF 118 for Disaster Warning and Communications, Statewide.
3. Transfers \$250,000 in FY 22 from DEF 110 to DEF 118 for Birkhimer Emergency Operations Center, O'ahu.
4. Adds \$5,000,000 for Birkhimer Emergency Operations Center Upgrades and Improvements, O'ahu.
5. Adds \$745,000 for Upgrades and Improvements to Department of Defense Facilities, Statewide.
6. Adds \$450,000 for Youth Challenge Academy Buildings 1786 and 1789 Upgrades and Improvements, O'ahu.

DEPARTMENT OF EDUCATION

Department Summary

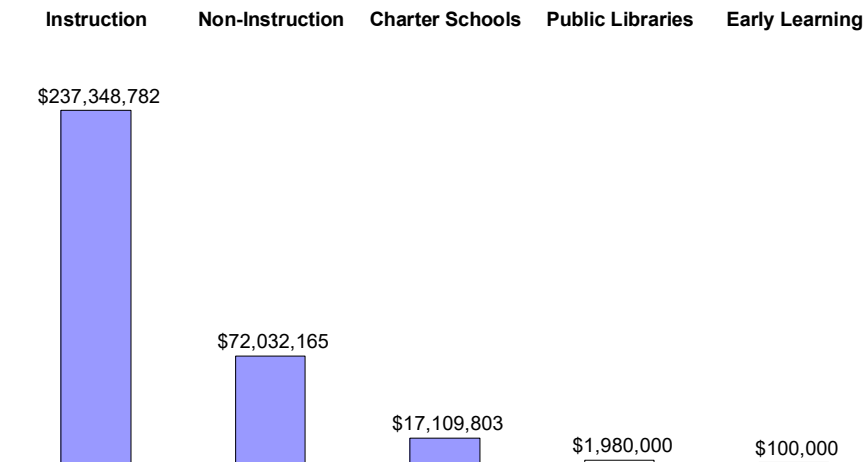
Mission Statement

- Public Education System – To serve our community by developing the academic achievement, character, and social-emotional well-being of our students to the fullest potential. To work with partners, families, and communities to ensure that all students reach their aspirations from early learning through college, career, and citizenship.
- Public Charter School Commission – To authorize high-quality public charter schools throughout the State.
- Hawaii State Public Library System – To provide Hawaii's residents, in all walks of life, and at each stage of their lives, with access to education, information, programs and services, and to teach and nurture the love of reading and the habit of life-long learning.
- Executive Office on Early Learning – Through collaboration and partnerships, we work to establish a system that ensures a solid foundation of early childhood development and learning for Hawaii's young children (prenatal to age five), meaningful engagement and supports for their families, and a stable, competent, and supported early childhood workforce.

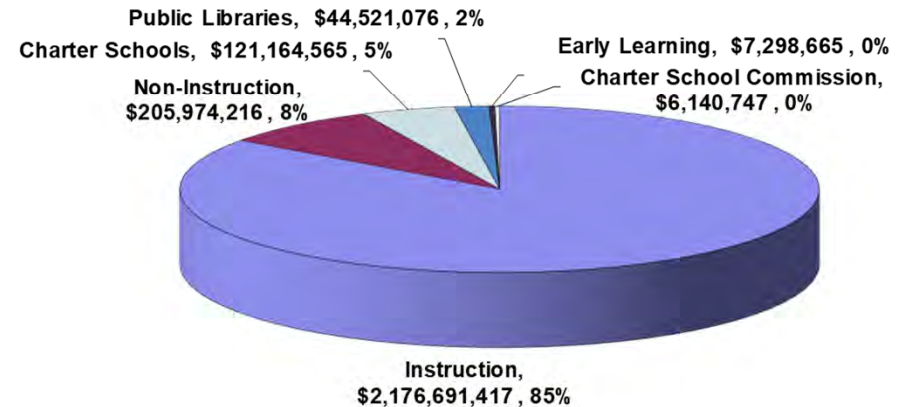
Department Goals

- Public Education System – Student Success: All students demonstrate they are on a path toward success in college, career, and citizenship; Staff Success: Public schools have a high-performing culture where employees have the training, support, and professional development to contribute effectively to student success; and Successful Systems of Support: The system and culture of public schools work to effectively organize financial, human, and community resources in support of student success.
- Hawaii State Public Library System – Increase access to public library services and collections through innovative and effective methods and technologies; seek additional revenue sources and partnerships and make the best use of existing resources.
- Executive Office on Early Learning – Increase access while maintaining high quality in early childhood development and learning programs; Assist schools in building continuity and coherence as children transition from early care and education into elementary settings; and Develop the currently limited workforce of early childhood educators.

FY 2023 Supplemental Operating Budget Adjustments by Major Program



FY 2023 Supplemental Operating Budget



DEPARTMENT OF EDUCATION MAJOR FUNCTIONS

- Under the direction of the Board of Education, the Department of Education manages the statewide system of public schools.
- The scope of educational programs and services of the public schools regularly encompasses grades kindergarten through twelve, and such pre-school programs and community/adult education programs as may be established by law.
- In addition to regular programs of instruction and support services, public schools offer special programs and services for qualified students with disabilities, gifted and talented students, students with limited English language proficiency, and students who are economically and culturally disadvantaged, school-alienated, or institutionally confined.
- The Board of Education also oversees the Hawaii State Public Library System. The Hawaii State Public Library System operates the Hawaii State Library, the Library for the Blind and Physically Handicapped, public libraries, community public and school libraries, and bookmobile services.
- The State Public Charter School Commission is placed within the Department of Education for administrative purposes. The Commission has statewide chartering authority and provides oversight of the public charter schools.
- The Executive Office on Early Learning (EOEL) is established within the Department of Education for administrative purposes only. Under the direction of the Early Learning Board, the Office is statutorily responsible for coordination and development of the early learning system (prenatal to age five) and administration of the EOEL Public Prekindergarten Program.

MAJOR PROGRAM AREAS

The Department of Education has programs in the following major program areas:

Formal Education

EDN 100	School-Based Budgeting
EDN 150	Special Education and Student Support Services
EDN 200	Instructional Support
EDN 300	State Administration
EDN 400	School Support

EDN 407	Public Libraries
EDN 450	School Facilities Agency
EDN 500	School Community Services
EDN 600	Charter Schools
EDN 612	Charter Schools Commission and Administration
EDN 700	Early Learning

**Department of Education
Operating Budget**

			Act 88/2021 + other budget acts	Act 88/2021 + other budget acts	FY 2022 Adjustments	FY 2023 Adjustments	Total FY 2022	Total FY 2023
			FY 2022	FY 2023				
Funding Sources:	Positions	Perm	19,407.75	19,407.75	-	103.50	19,407.75	19,511.25
		Temp	2,003.50	2,003.50	-	5.00	2,003.50	2,008.50
General Funds		\$	1,681,818,084	1,691,374,344	-	270,287,135	1,681,818,084	1,961,661,479
		Perm	23.00	23.00	-	-	23.00	23.00
Special Funds		Temp	-	-	-	-	-	-
		\$	53,779,567	53,779,567	-	40,600,000	53,779,567	94,379,567
		Perm	721.50	721.50	-	-	721.50	721.50
		Temp	136.50	136.50	-	-	136.50	136.50
Federal Funds		\$	283,849,620	276,738,960	-	-	283,849,620	276,738,960
		Perm	-	-	-	-	-	-
Other Federal Funds		Temp	1.00	1.00	-	-	1.00	1.00
		\$	9,553,793	9,553,793	-	(1,500,000)	9,553,793	8,053,793
		Perm	-	-	-	-	-	-
		Temp	-	-	-	-	-	-
Private Contributions		\$	150,000	150,000	-	-	150,000	150,000
		Perm	-	-	-	-	-	-
		Temp	-	-	-	-	-	-
		\$	15,650,000	15,650,000	-	-	15,650,000	15,650,000
Trust Funds		Perm	-	-	-	-	-	-
		Temp	-	-	-	-	-	-
Interdepartmental Transfers		\$	7,495,605	7,495,605	-	-	7,495,605	7,495,605
		Perm	10.00	10.00	-	2.00	10.00	12.00
Revolving Funds		Temp	2.00	2.00	-	-	2.00	2.00
		\$	25,741,082	25,741,082	-	93,812	25,741,082	25,834,894
		Perm	20,162.25	20,162.25	-	105.50	20,162.25	20,267.75
		Temp	2,143.00	2,143.00	-	5.00	2,143.00	2,148.00
Total Requirements			\$ 2,078,037,751	2,080,483,351	-	309,480,947	2,078,037,751	2,389,964,298

Highlights: (general funds and FY 23 unless otherwise noted)

1. Adds \$100,200,000 for various programs to restore general funds reductions made at the beginning of the Covid-19 pandemic
2. Adds \$78,300,000 for various repairs and maintenance projects for essential school operating needs and other one-time nonrecurring expenditures.
3. Adds \$32,500,000 for extra compensation for classroom teacher shortage differentials.
4. Adds \$40,000,000 in special funds for School Facility Agency for teacher housing in West Oahu Region (cash infusion to deposit to their special fund).
5. Adds \$10,000,000 for Workers Compensation to cover shortfalls to pay for statutorily mandated benefits.
6. Adds \$5,000,000 for electricity costs.
7. Adds \$5,000,000 to repair and maintain the Department's existing converged infrastructure
8. Adds \$4,326,507 for Virtual/Distance Learning.
9. Adds 18.00 permanent positions and \$2,404,936 to improve the continuity and quality of nursing services provided to students at school.
10. Adds 15.00 permanent positions and \$2,689,704 to establish and sustain organizational structure and services for the Data Governance & Analysis Branch
11. Adds 17.00 permanent positions and \$1,022,499 for the Special Education Teacher Mentor Program.
12. Adds 4.00 permanent positions and \$1,000,000 for the School Facilities Agency.

**Department of Education
Capital Improvements Budget**

	Act 88/2021 FY 2022	Act 88/2021 FY 2023	FY 2022 Adjustments	FY 2023 Adjustments	Total FY 2022	Total FY 2023
Funding Sources:						
General Obligation Bonds	396,769,000	26,000,000	-	240,000,000	396,769,000	266,000,000
American Rescue Plan Funds	29,752,000	-	(29,752,000)	-	-	-
Total Requirements	426,521,000	26,000,000	(29,752,000)	240,000,000	396,769,000	266,000,000

Highlights: (general obligation bonds and FY 23 unless otherwise noted)

1. Adds \$90,000,000 for Lump Sum - Deferred Maintenance Projects, Statewide, for building and site repair and maintenance, electrical and infrastructure improvements, hazardous materials remediation, and various renovations to school facilities.
2. Adds \$40,000,000 for teacher housing in West Oahu region (cash infusion to School Facility Agency special fund).
3. Adds \$29,600,000 for Lump Sum - Support, Statewide, for various school improvements including athletic facilities improvements and electrical upgrades.
4. Adds \$28,850,000 for Lump Sum - Compliance, Statewide, to bring the DOE in compliance with the Americans with Disabilities Act, including architectural barrier removal, and gender equity requirements.
5. Adds \$25,000,000 for Lump Sum - Project Completion, Statewide, for construction management costs, purchase orders, utilities charges, change orders, and all other costs associated with the completion of a project.
6. Adds \$15,150,000 for Lump Sum - Health and Safety, Statewide, for improvements to school facilities and grounds to meet health, safety requirements/laws, ordinances and/or county requirements.
7. Adds \$6,400,000 for Lump Sum - Instructional, Statewide, to address compliance requirements and providing support spaces for 21st century learner program.
8. Adds \$5,000,000 for Lump Sum - Office of Information Technology Services, Statewide, to maintain and improve DOE's converged infrastructure providing bells and paging for school safety.
9. Reduces \$8,910,000 in Federal Stimulus Funds (American Rescue Plan Act [ARPA] funds) in FY 22 for broadband infrastructure at Department of Education Schools, Statewide.
10. Reduces \$5,200,000 in Federal Stimulus Funds (American Rescue Plan Act [ARPA] funds) in FY 22 for Baldwin High School, Maui campus wide electrical upgrade.

Department of Education - Charter Schools
Operating Budget

		Act 88/2021 + other budget acts FY 2022	Act 88/2021 + other budget acts FY 2023	FY 2022 Adjustments	FY 2023 Adjustments	Total FY 2022	Total FY 2023	
Funding Sources:	Positions	Perm	20.12	20.12	-	-	20.12	20.12
		Temp	-	-	-	-	-	-
General Funds		\$	100,108,406	103,353,509	-	17,109,803	100,108,406	120,463,312
	Perm	6.88	6.88	-	-	6.88	6.88	
Federal Funds	Temp	-	-	-	-	-	-	
	\$	6,842,000	6,842,000	-	-	6,842,000	6,842,000	
	Perm	27.00	27.00	-	-	27.00	27.00	
Total Requirements	Temp	-	-	-	-	-	-	
	\$	106,950,406	110,195,509	-	17,109,803	106,950,406	127,305,312	

Highlights: (general funds and FY 23 unless otherwise noted)

1. Adds \$17,109,803 for Charter Schools (EDN 600) to equalize the per pupil funding based on the Department of Education's FY 23 operating budget and projected enrollment.

Department of Education - Charter Schools
Capital Improvements Budget

	Act 88/2021 FY 2022	Act 88/2021 FY 2023	FY 2022 Adjustments	FY 2023 Adjustments	Total FY 2022	Total FY 2023
Funding Sources:						
General Funds	-	-	-	-	-	-
General Obligation Bonds	2,380,000	-	-	-	2,380,000	-
Total Requirements	<u>2,380,000</u>	<u>-</u>	<u>-</u>	<u>-</u>	<u>2,380,000</u>	<u>-</u>

Highlights: (general obligation bonds and FY 23 unless otherwise noted)
None.

Department of Education - Public Libraries
Operating Budget

			Act 88/2021 + other budget acts FY 2022	Act 88/2021 + other budget acts FY 2023	FY 2022 Adjustments	FY 2023 Adjustments	Total FY 2022	Total FY 2023
Funding Sources:	Positions	Perm	563.50	563.50	-	-	563.50	563.50
		Temp	-	-	-	-	-	-
General Funds		\$	37,175,832	37,175,832	-	1,980,000	37,175,832	39,155,832
		Perm	-	-	-	-	-	-
Special Funds		Temp	-	-	-	-	-	-
		\$	4,000,000	4,000,000	-	-	4,000,000	4,000,000
		Perm	-	-	-	-	-	-
		Temp	-	-	-	-	-	-
Federal Funds		\$	1,365,244	1,365,244	-	-	1,365,244	1,365,244
		Perm	563.50	563.50	-	-	563.50	563.50
Total Requirements		Temp	-	-	-	-	-	-
		\$	42,541,076	42,541,076	-	1,980,000	42,541,076	44,521,076

Highlights: (general funds and FY 23 unless otherwise noted)

1. Adds \$1,000,000 for security services at various libraries.
2. Adds \$750,000 for library books and materials.

Department of Education - Public Libraries
Capital Improvements Budget

	Act 88/2021 FY 2022	Act 88/2021 FY 2023	FY 2022 Adjustments	FY 2023 Adjustments	Total FY 2022	Total FY 2023
Funding Sources:						
General Obligation Bonds	25,200,000	-	-	33,000,000	25,200,000	33,000,000
American Rescue Plan Funds	31,000,000	-	(31,000,000)	-	-	-
Total Requirements	56,200,000	-	(31,000,000)	33,000,000	25,200,000	33,000,000

Highlights: (general obligation bonds and FY 23 unless otherwise noted)

1. Adds \$28,000,000 for Pearl City Library, new Community Library Learning Center (CLLC), O'ahu.
2. Adds \$5,000,000 for Health and Safety, Statewide.
3. Reduces \$25,000,000 in Federal Stimulus Funds (American Rescue Plan Act [ARPA] funds) in FY 22 for networks and related support infrastructure.
4. Reduces \$3,500,000 in Federal Stimulus Funds (American Rescue Plan Act [ARPA] funds) in FY 22 for the replacement of air conditioning systems at various public libraries.
5. Reduces \$2,500,000 in Federal Stimulus Funds (American Rescue Plan Act [ARPA] funds) in FY 22 for improvements at libraries to address heat abatement and energy efficiency.

OFFICE OF THE GOVERNOR

Department Summary

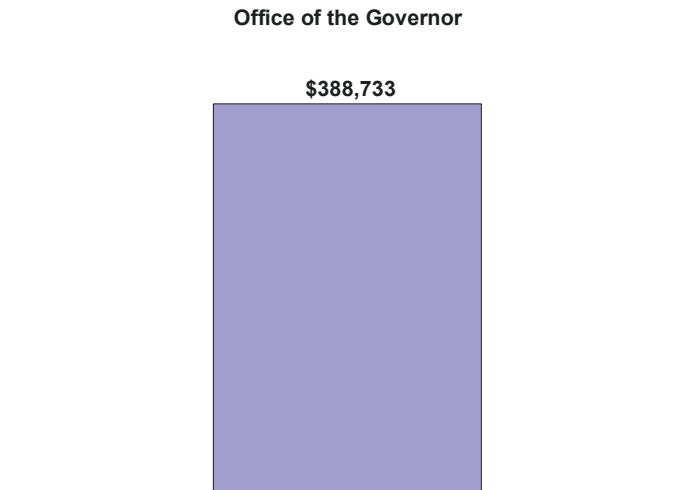
Mission Statement

To enhance the effectiveness and efficiency of State programs by providing Executive direction, policy development, program coordination, and planning and budgeting.

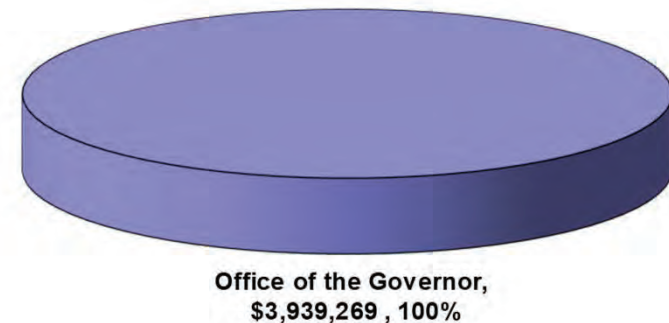
Department Goals

Improving the economic and social well-being of the citizens of Hawaii as measured by standard benchmarks; lead departments in working cooperatively across departmental divisions to deliver public services at the lowest possible costs; and lead the Executive Branch to successfully shepherd bills through the Legislature that reflect priorities of the Governor's administration.

FY 2023 Supplemental Operating Budget Adjustments by Major Program



FY 2023 Supplemental Operating Budget



OFFICE OF THE GOVERNOR MAJOR FUNCTIONS

- Restore the public's trust in State government by committing to reforms that increase efficiency, reduce waste, and improve transparency and accountability.
- Communicate the Governor's policies and actions through diverse media.
- Ensure State departments work cooperatively to deliver needed public services to Hawai'i's most vulnerable communities.
- Maximize efforts to expend and pursue additional federal funds to support statewide infrastructure improvements, education, health, and human services programs.
- Develop and maintain intergovernmental relationships by hosting dignitaries and representing Hawai'i at events that advance our State's global reach.
- Recruit outstanding public servants and retain a quality public workforce.
- Settle collective bargaining issues in ways that advance the interests of the people of Hawai'i.
- Ensuring the responsible management of the State's six-year financial plan to maintain the State's financial health.

MAJOR PROGRAM AREAS

The Office of the Governor has a program in the following major program area:

Government-Wide Support

GOV 100 Office of the Governor

**Office of the Governor
Operating Budget**

			Act 88/2021 + other budget acts FY 2022	Act 88/2021 + other budget acts FY 2023	FY 2022 Adjustments	FY 2023 Adjustments	Total FY 2022	Total FY 2023
Funding Sources:	Positions	Perm	21.00	21.00	-	2.00	21.00	23.00
		Temp	18.00	18.00	-	5.00	18.00	23.00
	General Funds	\$	3,550,536	3,550,536	-	388,733	3,550,536	3,939,269
		Perm	21.00	21.00	-	2.00	21.00	23.00
		Temp	18.00	18.00	-	5.00	18.00	23.00
	Total Requirements	\$	3,550,536	3,550,536	-	388,733	3,550,536	3,939,269

Highlights: (general funds and FY 23 unless otherwise noted)

1. Adds 2.00 permanent positions, 5.00 temporary positions and \$288,733 to restore the Intergovernmental Policy Unit abolished in Act 88, SLH 2021.
2. Adds non-recurring funds of \$100,000 for Gubernatorial transition costs pursuant to Section 30-6, Hawaii Revised Statutes.

**Office of the Governor
Capital Improvements Budget**

	Act 88/2021 FY 2022	Act 88/2021 FY 2023	FY 2022 Adjustments	FY 2023 Adjustments	Total FY 2022	Total FY 2023
Funding Sources:						
General Funds	-	-	-	-	-	-
General Obligation Bonds	1,000	1,000	-	-	1,000	1,000
Total Requirements	1,000	1,000	-	-	1,000	1,000

Highlights: (general obligation bonds and FY 23 unless otherwise noted)
None.

DEPARTMENT OF HAWAIIAN HOME LANDS

Department Summary

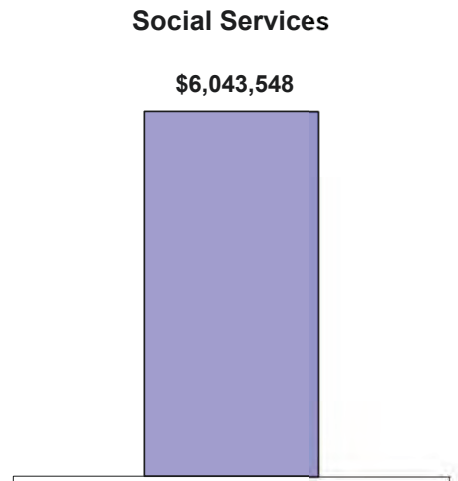
Mission Statement

To manage the Hawaiian Home Lands Trust (HHLT) effectively and to develop and deliver Hawaiian home lands to native Hawaiians. We will partner with others toward developing self-sufficient and healthy communities.

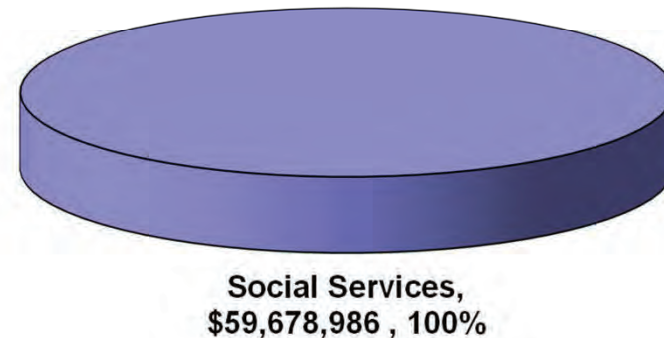
Department Goals

To effectively manage the Hawaiian Home Lands Trust (HHLT) lands, water, and related resources; to develop and deliver lands for award to beneficiaries on an on-going basis; to develop and deliver program services that meet the housing needs of native Hawaiians; to effectively manage the HHLT financial resources; to effectively manage the department's human resources and to establish better relationships with the native Hawaiian community, governmental agencies, homestead communities, and the community at large.

FY 2023 Supplemental Operating Budget Adjustments by Major Program



FY 2023 Supplemental Operating Budget



DEPARTMENT OF HAWAIIAN HOME LANDS MAJOR FUNCTIONS

- Identifying and assessing the needs of beneficiaries of the Hawaiian Homes Commission Act through research and planning; compiling data needed for the development and utilization of Hawaiian home lands and other physical resources of the Hawaiian Home Lands Trust; identifying Hawaiian home lands by physical characteristics, land use, and planned use of the lands; and developing and updating regional master plans for designated areas.
- Developing, marketing, disposing of, and managing Hawaiian home lands not immediately needed or not suitable for homestead purposes by issuing general leases, revocable permits, licenses, and rights-of-entry to generate income to finance homestead lot development activities.
- Developing Hawaiian home lands for homesteading and income-producing purposes by designing and constructing off-site and on-site improvements.
- Developing waiting lists of applicants for homestead leases; awarding homestead leases; providing loans for home building, repair, and replacement and for development of farms and ranches; managing homestead areas on the islands of Oahu, Hawaii, Maui, Molokai, Kauai and Lanai; and providing for the maintenance, repair, and operation of water systems, roads, and facilities.

MAJOR PROGRAM AREAS

The Department of Hawaiian Home Lands has programs in the following major program areas:

Social Services

- | | |
|---------|--------------------------------------------------|
| HHL 602 | Planning and Development for Hawaiian Homesteads |
| HHL 625 | Administration and Operating Support |

Department of Hawaiian Home Lands
Operating Budget

			Act 88/2021 + other budget acts FY 2022	Act 88/2021 + other budget acts FY 2023	FY 2022 Adjustments	FY 2023 Adjustments	Total FY 2022	Total FY 2023
Funding Sources:	Positions	Perm	200.00	200.00	-	-	200.00	200.00
		Temp	-	-	-	-	-	-
	General Funds	\$	14,751,668	14,751,668	-	6,043,548	14,751,668	20,795,216
		Perm	-	-	-	-	-	-
		Temp	-	-	-	-	-	-
	Special Funds	\$	4,824,709	4,824,709	-	-	4,824,709	4,824,709
		Perm	4.00	4.00	-	-	4.00	4.00
		Temp	2.00	2.00	-	-	2.00	2.00
	Federal Funds	\$	23,318,527	23,318,527	-	-	23,318,527	23,318,527
		Perm	-	-	-	-	-	-
		Temp	-	-	-	-	-	-
	Trust Funds	\$	3,740,534	3,740,534	-	-	3,740,534	3,740,534
		Perm	-	-	-	-	-	-
		Temp	-	-	-	-	-	-
	Revolving Funds	\$	7,000,000	7,000,000	-	-	7,000,000	7,000,000
		Perm	204.00	204.00	-	-	204.00	204.00
		Temp	2.00	2.00	-	-	2.00	2.00
Total Requirements		\$	53,635,438	53,635,438	-	6,043,548	53,635,438	59,678,986

Highlights: (general funds and FY 23 unless otherwise noted)

1. Adds \$1,043,548 to restore funds for personal services.
2. Adds \$5,000,000 for Statewide Loan Capitalization.

Department of Hawaiian Home Lands
Capital Improvements Budget

	Act 88/2021 FY 2022	Act 88/2021 FY 2023	FY 2022 Adjustments	FY 2023 Adjustments	Total FY 2022	Total FY 2023
Funding Sources:						
General Funds	-	-	-	-	-	-
General Obligation Bonds	53,000,000	25,000,000	-	10,000,000	53,000,000	35,000,000
Total Requirements	<u>53,000,000</u>	<u>25,000,000</u>	<u>-</u>	<u>10,000,000</u>	<u>53,000,000</u>	<u>35,000,000</u>

Highlights: (general obligation bonds and FY 23 unless otherwise noted)

1. Adds \$10,000,000 for lot development projects, Statewide.

DEPARTMENT OF HEALTH

Department Summary

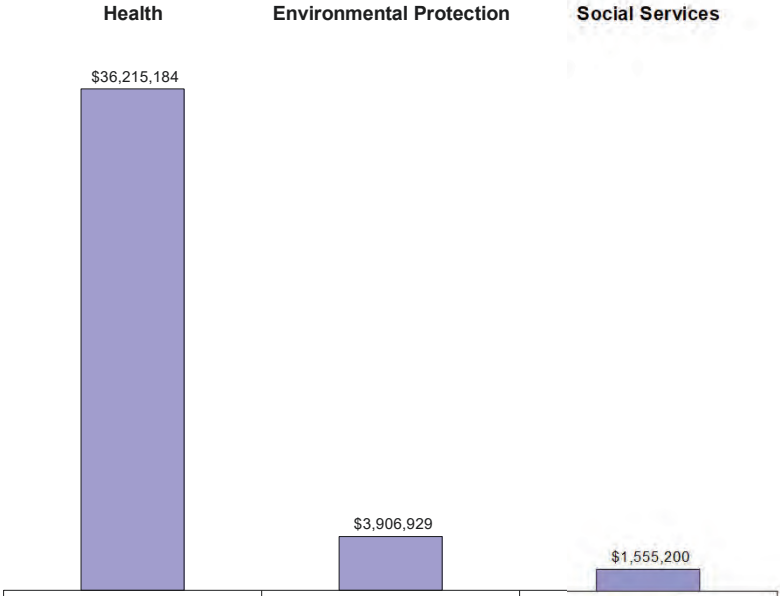
Mission Statement

To administer programs designed to protect, preserve, care for, and improve the physical and mental health of the people of the State.

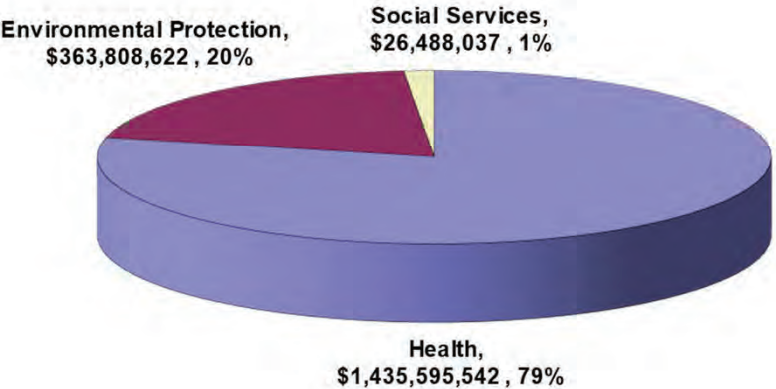
Department Goals

To monitor, protect and enhance the health of all people in Hawaii by providing leadership in assessment, policy development, and assurance to promote health and well-being, to preserve a clean, healthy and natural environment, and to assure basic health care for all.

**FY 2023 Supplemental Operating Budget
Adjustments by Major Program**



**FY 2023 Supplemental
Operating Budget**



DEPARTMENT OF HEALTH MAJOR FUNCTIONS

- Plans, directs and administers statewide programs to protect, preserve and improve the physical, mental and environmental health of Hawaii's residents.
- Administers programs for the prevention, control and treatment of infectious and communicable diseases; coordinates bioterrorism preparedness planning activities and integrating these activities with surveillance and response mechanisms.
- Administers community-based programs that provide and coordinate health intervention services and support for at-risk families, populations and communities who are most likely to experience unhealthy outcomes.
- Provides public health nursing intervention services in the areas of communicable disease, disaster outbreaks care coordination, follow-up and monitoring for at-risk populations and nursing supervision, oversight and intervention in the public schools.
- Plans, coordinates and provides statewide mental health services which include treatment, consultative and preventive components for individuals; also plans, coordinates and implements statewide services relative to alcohol and drug abuse.
- Provides services and support to individuals with developmental disabilities or intellectual disabilities and their families to attain quality of life.
- Plans, provides and promotes health services to mothers, children and youth and family planning services. Also provides basic dental treatment services for the control of oral diseases and abnormalities to institutionalized patients at Hawaii State Hospital, Hale Mohalu, Kalaupapa Settlement and through the four Oahu health centers.
- Implements and maintains the statewide programs for air, water, noise, radiation and indoor air pollution control; noise, safe drinking water, solid waste and wastewater management, and programs which protect consumers from unsafe foods, drugs, cosmetics, and medical devices.
- Administers the statewide emergency medical services system.
- Administers a statewide laboratories program which conducts analysis in support of environmental health and communicable disease monitoring and control activities.
- Implements and administers the medical cannabis dispensary and patient registry systems.

MAJOR PROGRAM AREAS

The Department of Health has programs in the following major program areas:

Environmental Protection

HTH 840 Environmental Management
HTH 849 Environmental Health Administration

Health

HTH 100 Communicable Disease and Public Health
Nursing
HTH 131 Disease Outbreak Control
HTH 210 Hawai'i Health Systems Corporation –
Corporate Office
HTH 211 Kahuku Hospital
HTH 212 Hawai'i Health Systems Corporation –
Regions
HTH 213 Ali'i Community Care
HTH 214 Maui Health System, a KFH, LLC
HTH 215 HHSC – O'ahu Region
HTH 420 Adult Mental Health – Outpatient
HTH 430 Adult Mental Health – Inpatient
HTH 440 Alcohol and Drug Abuse Division
HTH 460 Child and Adolescent Mental Health
HTH 495 Behavioral Health Administration
HTH 501 Developmental Disabilities
HTH 560 Family Health Services
HTH 590 Chronic Disease Prevention and Health
Promotion
HTH 595 Health Resources Administration
HTH 610 Environmental Health Services

HTH 710 State Laboratory Services
HTH 720 Health Care Assurance

HTH 730 Emergency Medical Services and Injury
Prevention System
HTH 760 Health Status Monitoring
HTH 905 Developmental Disabilities Council
HTH 906 State Health Planning and Development
Agency
HTH 907 General Administration
HTH 908 Office of Language Access

Social Services

HTH 520 Disability and Communications Access
Board
HTH 904 Executive Office on Aging

This page is intentionally left blank

**Department of Health
Operating Budget**

			Act 88/2021 + other budget acts	Act 88/2021 + other budget acts	FY 2022 Adjustments	FY 2023 Adjustments	Total FY 2022	Total FY 2023
			FY 2022	FY 2023				
Funding Sources:	Positions	Perm	2,251.22	2,251.22	-	20.57	2,251.22	2,271.79
		Temp	188.50	188.50	-	(7.00)	188.50	181.50
General Funds		\$	429,479,265	429,682,887	-	23,178,774	429,479,265	452,861,661
		Perm	131.00	131.00	-	20.13	131.00	151.13
		Temp	22.00	22.00	-	(6.00)	22.00	16.00
Special Funds		\$	210,866,151	210,866,151	-	2,567,982	210,866,151	213,434,133
		Perm	198.45	198.45	-	(4.50)	198.45	193.95
		Temp	82.90	82.90	-	(3.50)	82.90	79.40
Federal Funds		\$	88,826,394	87,790,407	-	(1,790,751)	88,826,394	85,999,656
		Perm	85.10	85.10	-	2.25	85.10	87.35
		Temp	119.85	119.85	-	(2.00)	119.85	117.85
Other Federal Funds		\$	55,020,074	50,714,523	-	(1,349,392)	55,020,074	49,365,131
		Perm	11.00	11.00	-	-	11.00	11.00
		Temp	4.00	4.00	-	-	4.00	4.00
Interdepartmental Transfers		\$	5,223,013	5,223,013	-	2,750,000	5,223,013	7,973,013
		Perm	-	-	-	-	-	-
		Temp	-	-	-	-	-	-
American Rescue Plan Fds		\$	10,064,364	-	-	-	10,064,364	-
		Perm	54.00	54.00	-	-	54.00	54.00
		Temp	-	-	-	-	-	-
Revolving Funds		\$	262,307,214	262,435,412	-	-	262,307,214	262,435,412
		Perm	2,730.77	2,730.77	-	38.45	2,730.77	2,769.22
		Temp	417.25	417.25	-	(18.50)	417.25	398.75
Total Requirements		\$	1,061,786,475	1,046,712,393	-	25,356,613	1,061,786,475	1,072,069,006

Highlights: (general funds and FY 23 unless otherwise noted)

1. Adds \$9,668,664 to re-appropriate one time lapsing Section 9817 American Rescue Plan Act funds from FY 22 to FY 23 to address ARPA requirements.
2. Adds \$3,601,533 for additional funds for federally mandated delivery of Early Intervention Services.
3. Adds \$3,487,633 for additional operating funds for new Hawai'i State Hospital forensic building.
4. Adds \$1,500,000 for Kupuna Care.
5. Adds \$1,301,931 to restore funding for Perinatal Support Services and Family Planning Services.

**Department of Health
Capital Improvements Budget**

	Act 88/2021 FY 2022	Act 88/2021 FY 2023	FY 2022 Adjustments	FY 2023 Adjustments	Total FY 2022	Total FY 2023
Funding Sources:						
General Obligation Bonds	14,136,000	4,964,000	-	9,334,000	14,136,000	14,298,000
Federal Funds	23,319,000	23,319,000	-	-	23,319,000	23,319,000
Total Requirements	37,455,000	28,283,000	-	9,334,000	37,455,000	37,617,000

Highlights: (general obligation bonds and FY 23 unless otherwise noted)

1. Adds \$7,809,000 for Kalaupapa Settlement, Close Landfills, Moloka'i.
2. Adds \$945,000 for Kalaupapa Settlement, Improvements, Moloka'i.
3. Adds \$580,000 for Kalaupapa Settlement, Remove Underground Storage Tanks, Moloka'i.

Department of Health - Hawaii Health Systems Corporation
Operating Budget

			Act 88/2021 + other budget acts FY 2022	Act 88/2021 + other budget acts FY 2023	FY 2022 Adjustments	FY 2023 Adjustments	Total FY 2022	Total FY 2023
Funding Sources:	Positions	Perm	-	-	-	-	-	-
		Temp	-	-	-	-	-	-
	General Funds	\$	94,770,903	94,770,903	-	16,320,700	94,770,903	111,091,603
		Perm	2,835.25	2,835.25	-	-	2,835.25	2,835.25
		Temp	-	-	-	-	-	-
	Special Funds	\$	601,493,192	601,493,192	-	-	601,493,192	601,493,192
		Perm	-	-	-	-	-	-
		Temp	-	-	-	-	-	-
	American Rescue Plan Fds	\$	45,200,400	41,238,400	-	-	45,200,400	41,238,400
		Perm	2,835.25	2,835.25	-	-	2,835.25	2,835.25
		Temp	-	-	-	-	-	-
Total Requirements		\$	741,464,495	737,502,495	-	16,320,700	741,464,495	753,823,195

Highlights: (general funds and FY 23 unless otherwise noted)

1. Creates a new Program ID HTH215/OR) and adds \$16,320,700 for an Operating Subsidy for the O'ahu Region of the Hawai'i Health Systems Corporation.

Department of Health - Hawaii Health Systems Corporation
Capital Improvements Budget

	Act 88/2021 FY 2022	Act 88/2021 FY 2023	FY 2022 Adjustments	FY 2023 Adjustments	Total FY 2022	Total FY 2023
Funding Sources:						
General Obligation Bonds	19,000,000	23,000,000	-	25,609,000	19,000,000	48,609,000
American Rescue Plan Funds	23,250,000	-	(23,250,000)	-	-	-
Total Requirements	42,250,000	23,000,000	(23,250,000)	25,609,000	19,000,000	48,609,000

Highlights: (general obligation bonds and FY 23 unless otherwise noted)

1. Adds \$560,000 to replace fire exit doors and frames at Maluhia Hospital, O'ahu.
2. Adds \$674,000 for the pharmacy expansion at Kona Community Hospital, Hawai'i.
3. Adds \$1,000,000 for emergency room department renovations at Kaua'i Veterans Memorial Hospital, Kaua'i.
4. Reduces \$20,000,000 in federal stimulus funds from the American Rescue Plan Act (ARPA) for FY 22 and adds \$20,000,000 to expand the intensive care unit at Hilo Medical Center, Hawai'i.
 (Per guidance from the United States Department of the Treasury this project is not Eligible for ARPA funding)

DEPARTMENT OF HUMAN RESOURCES DEVELOPMENT

Department Summary

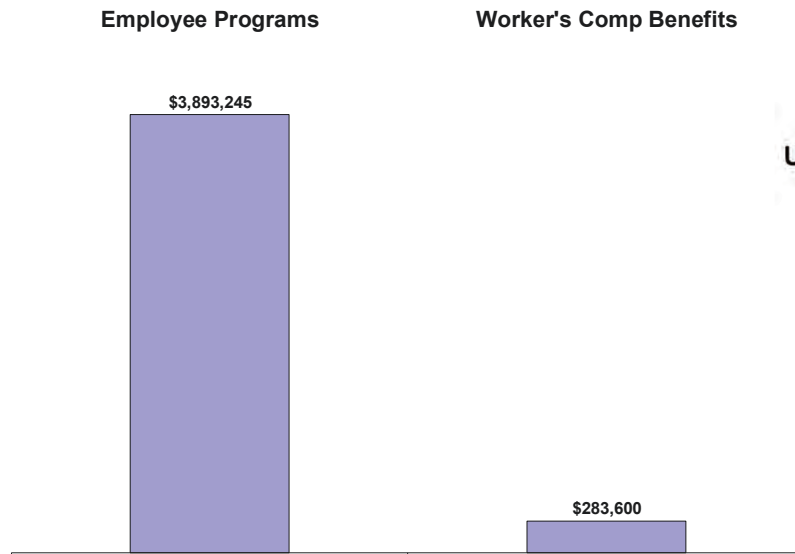
Mission Statement

To provide timely and responsive leadership, resources, and services to fully support the State in the recruitment, management, and retention of a high-performing workforce.

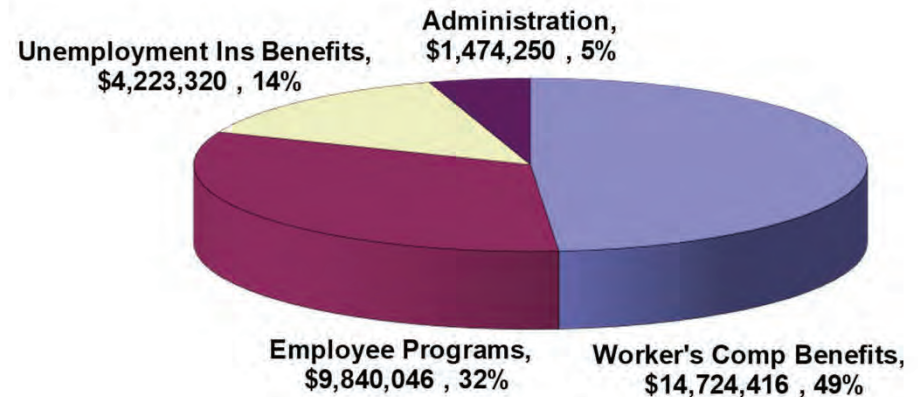
Department Goals

To maximize employee productivity and performance toward excellence in the department; increase the effectiveness and efficiency of the State's Human Resources system to maximize productivity and performance toward excellence; and promote proactive State Workforce Planning.

FY 2023 Supplemental Operating Budget Adjustments by Major Program



FY 2023 Supplemental Operating Budget



DEPARTMENT OF HUMAN RESOURCES DEVELOPMENT

MAJOR FUNCTIONS

- Administers the State human resources program, provides administrative support services to statutorily and executively assigned commissions and boards, and represents the State on other commissions and committees.
- Plans, organizes, directs and coordinates the various activities of the State human resources program in employee training and development, recruitment, examination, position classification, pay administration, workers' compensation payments, and labor relations within the scope of laws, rules and established policies.
- Develops and administers classification and compensation system(s) for civil service positions including the establishment and maintenance of classes and their experience and training requirements; the pricing of classes; and the assignment of positions to classes, bargaining units and other administrative units.
- Establishes and maintains statewide policies, procedures, programs, and services that provide guidance and support to the line departments of the Executive Branch with regard to employee relations, employee benefits programs; reports on the workforce composition and employment trends; and statewide employee development programs.
- Plans and administers statewide (except for DOE, UH and HHSC) workers' compensation program, claims management, Return to Work Priority Program, and a safety and accident prevention program.
- Conducts statewide staffing and consultative advisory services, including human resources research and development projects to forecast, plan for and effectuate effective staffing strategies before staffing issues become acute or impact public services; implements strategies to attract and retain employees by competitively filling positions, and develops and administers a statewide recruitment program.

MAJOR PROGRAM AREAS

The Department of Human Resources Development has a program in the following major program area:

Government-Wide Support

HRD 102 Work Force Attraction, Selection,
Classification, and Effectiveness

HRD 191

Supporting Services-Human Resources
Development

Department of Human Resources Development
Operating Budget

			Act 88/2021 + other budget acts FY 2022	Act 88/2021 + other budget acts FY 2023	FY 2022 Adjustments	FY 2023 Adjustments	Total FY 2022	Total FY 2023
Funding Sources:	Positions	Perm	85.00	85.00	-	6.00	85.00	91.00
		Temp	-	-	-	-	-	-
General Funds		\$	19,583,703	19,583,703	-	4,176,845	19,583,703	23,760,548
		Perm	-	-	-	-	-	-
		Temp	-	-	-	-	-	-
Special Funds		\$	700,000	700,000	-	-	700,000	700,000
		Perm	2.00	2.00	-	-	2.00	2.00
		Temp	-	-	-	-	-	-
Interdepartmental Transfers		\$	5,166,134	5,166,134	-	-	5,166,134	5,166,134
		Perm	-	-	-	-	-	-
		Temp	-	-	-	-	-	-
American Rescue Plan Fds		\$	582,775	635,350	-	-	582,775	635,350
		Perm	87.00	87.00	-	6.00	87.00	93.00
		Temp	-	-	-	-	-	-
Total Requirements		\$	26,032,612	26,085,187	-	4,176,845	26,032,612	30,262,032

Highlights: (general funds and FY 23 unless otherwise noted)

1. Adds \$80,000 for licenses and user login improvements for the Learning Management System.
2. Adds \$283,600 for a new Workers' Compensation Claims Management System.
3. Adds 3.00 permanent positions and \$131,622 for the Employee Classification and Compensation Division.
4. Adds 3.00 permanent positions and \$3,681,623 for Student Helper/Intern and Kuana'ike Programs.

Department of Human Resources Development
Capital Improvements Budget

	Act 88/2021 FY 2022	Act 88/2021 FY 2023	FY 2022 Adjustments	FY 2023 Adjustments	Total FY 2022	Total FY 2023
Funding Sources:						
General Funds	-	-	-	-	-	-
General Obligation Bonds	-	-	-	-	-	-
Total Requirements	-	-	-	-	-	-

Highlights: (general obligation bonds and FY 23 unless otherwise noted)
None.

DEPARTMENT OF HUMAN SERVICES

Department Summary

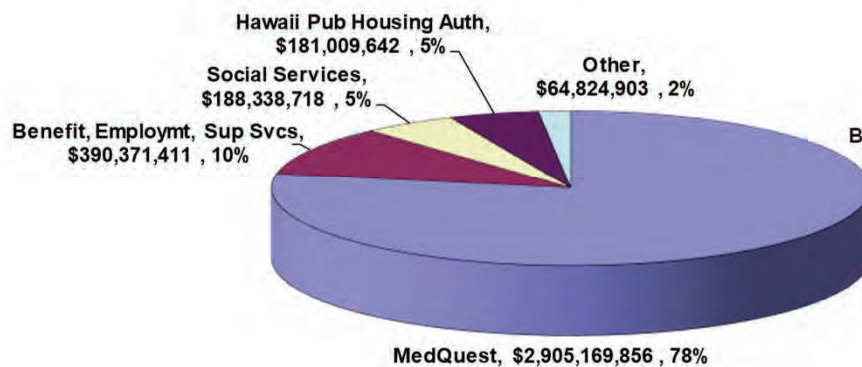
Mission Statement

To provide timely, efficient and effective programs, services and benefits for the purpose of achieving the outcome of empowering Hawaii's most vulnerable people; and to expand their capacity for self-sufficiency, self-determination, independence, healthy choices, quality of life, and personal dignity.

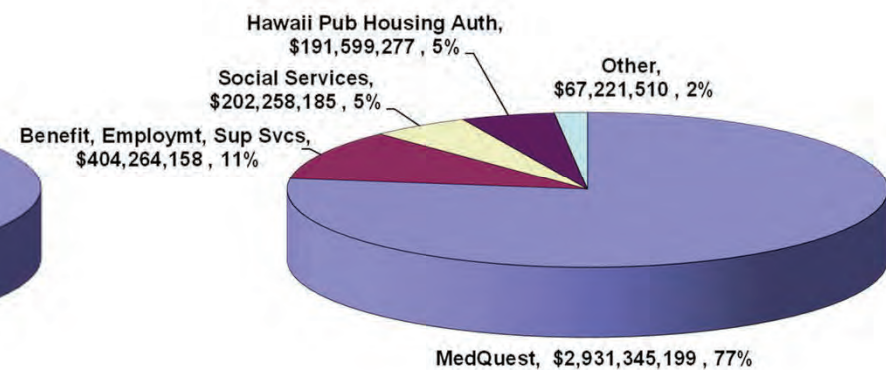
Department Goals

Align programs, services and benefits to provide recipients with access to an array of needed services; modernize the service delivery model through business process transformation and sharing of critical information internally and externally to improve outcomes of individuals and communities in which they live; improve individual and departmental outcomes through data driven decisions; leverage and invest in technology to increase operational efficiency and reduce administrative burden; and strengthen public-private partnerships to develop a modern integrated health and human services delivery system.

**FY 2022 Supplemental
Operating Budget**



**FY 2023 Supplemental
Operating Budget**



DEPARTMENT OF HUMAN SERVICES MAJOR FUNCTIONS

- Provides employment related services, childcare services, and economic assistance to eligible families and individuals.
- Provides medical assistance programs to eligible families and individuals.
- Provides child welfare and adult protective and community services to eligible families and individuals.
- Administers programs of vocational rehabilitation, independent living rehabilitation, services for the blind, and disability determination.
- Provides a continuum of prevention, rehabilitation and treatment services and programs for at risk youth.
- Serves as a catalyst to provide Hawaii residents with affordable housing and shelter.

MAJOR PROGRAM AREAS

The Department of Human Services has programs in the following major program areas:

Employment					
HMS 802	Vocational Rehabilitation	HMS 236	Case Management for Self-Sufficiency	HMS 605	Community-Based Residential Support
Social Services		HMS 237	Employment and Training	HMS 901	General Support for Social Services
HMS 202	Aged, Blind and Disabled Payments	HMS 238	Disability Determination	HMS 902	General Support for Health Care Payments
HMS 204	General Assistance Payments	HMS 301	Child Protective Services	HMS 903	General Support for Self-Sufficiency Services
HMS 206	Federal Assistance Payments	HMS 302	General Support for Child Care	HMS 904	General Administration (DHS)
HMS 211	Cash Support for Families-Self-Sufficiency	HMS 303	Child Protective Services Payments		
HMS 220	Rental Housing Services	HMS 305	Cash Support for Child Care	Individual Rights	
HMS 222	Rental Assistance Services	HMS 401	Health Care Payments	HMS 888	Hawaii State Commission on the Status of Women
HMS 224	Homeless Services	HMS 501	In-Community Youth Programs		
HMS 229	Hawaii Public Housing Authority Administration	HMS 503	Hawaii Youth Correctional Facility (HYCF)		
		HMS 601	Adult Protective and Community Services		

**Department of Human Services
Operating Budget**

			Act 88/2021 + other budget acts FY 2022	Act 88/2021 + other budget acts FY 2023	FY 2022 Adjustments	FY 2023 Adjustments	Total FY 2022	Total FY 2023
Funding Sources:	Positions	Perm	1,111.65	1,111.65	-	19.76	1,111.65	1,131.41
		Temp	20.40	20.40	-	(3.90)	20.40	16.50
General Funds		\$	1,281,959,947	1,280,956,947	-	31,460,039	1,281,959,947	1,312,416,986
		Perm	0.56	0.56	-	0.50	0.56	1.06
Special Funds		Temp	-	-	-	-	-	-
		\$	6,931,039	6,931,039	-	5,025,286	6,931,039	11,956,325
		Perm	1,066.54	1,066.54	-	15.74	1,066.54	1,082.28
		Temp	73.60	73.60	-	(13.10)	73.60	60.50
Federal Funds		\$	2,390,291,866	2,390,507,442	-	32,213,297	2,390,291,866	2,422,720,739
		Perm	-	-	-	-	-	-
		Temp	-	-	-	-	-	-
Other Federal Funds		\$	18,203,986	18,203,986	-	(2,366,839)	18,203,986	15,837,147
		Perm	-	-	-	-	-	-
		Temp	-	-	-	-	-	-
Private Contributions		\$	10,000	10,000	-	-	10,000	10,000
		Perm	-	-	-	-	-	-
		Temp	-	-	-	-	-	-
Interdepartmental Transfers		\$	7,169,481	7,169,481	-	-	7,169,481	7,169,481
		Perm	-	-	-	-	-	-
		Temp	1.00	1.00	-	-	1.00	1.00
American Rescue Plan Fds		\$	21,629,564	15,729,564	(8,900,000)	(3,500,000)	12,729,564	12,229,564
		Perm	65.00	65.00	-	12.00	65.00	77.00
		Temp	18.00	18.00	-	4.00	18.00	22.00
Revolving Funds		\$	12,418,647	12,418,647	-	1,929,440	12,418,647	14,348,087
		Perm	2,243.75	2,243.75	-	48.00	2,243.75	2,291.75
		Temp	113.00	113.00	-	(13.00)	113.00	100.00
Total Requirements		\$	3,738,614,530	3,731,927,106	(8,900,000)	64,761,223	3,729,714,530	3,796,688,329

Highlights: (general funds and FY 23 unless otherwise noted)

1. Increases Medicaid health care payments by \$15,864,124 in general funds and \$10,177,219 in federal funds to provide additional home- and community-based services, extend post-partum categorical coverage, and restore adult dental benefits.
2. Adds \$2,236,853 in general funds and \$8,249,095 in federal funds for General Support for Self-Sufficiency Services to reimplement Exit and Retention Bonus payments; establish new afterschool and summer program sites for eligible youth; and replace the Benefits, Employment and Support Services Division's information technology equipment.
3. Reduces \$8,900,000 in American Rescue Plan Funds in FY 22 and \$3,500,000 in American Rescue Plan Funds in FY 23 for various programs.
4. Increases the Spouse and Child Abuse Special Fund ceiling by \$5,000,000 in special funds for Child Protective Services to provide prevention services and programs to minimize the number of children entering foster care.
5. Increases personal services by \$4,897,157 for Child Protective Services to address payroll shortfalls caused by reduced federal fund reimbursements.
6. Increases Temporary Assistance for Other Needy Families funding by \$4,021,809 for Cash Support for Families – Self-Sufficiency to increase benefits payments.
7. Increases personal services by \$1,403,898 in general funds and decreases it by \$83,710 in federal funds for various programs to restore position salaries and align them with current salary schedules.

**Department of Human Services
Capital Improvements Budget**

	Act 88/2021 FY 2022	Act 88/2021 FY 2023	FY 2022 Adjustments	FY 2023 Adjustments	Total FY 2022	Total FY 2023
Funding Sources:						
General Funds	-	-	-	-	-	-
General Obligation Bonds	10,000,000	-	-	12,246,000	10,000,000	12,246,000
Total Requirements	10,000,000	-	-	12,246,000	10,000,000	12,246,000

Highlights: (general obligation bonds and FY 23 unless otherwise noted)

1. Adds \$10,000,000 for public housing development, improvements, and renovations, Statewide.
2. Adds \$1,350,000 for the replacement of emergency generators and related improvements at the Hawaii Youth Correctional Facility (HYCF) on Oahu.
3. Adds \$500,000 for the replacement of air conditioning systems and related improvements at HYCF on Oahu.
4. Adds \$396,000 for various improvements to Hoopono Buildings A and B on Oahu.

DEPARTMENT OF LABOR AND INDUSTRIAL RELATIONS

Department Summary

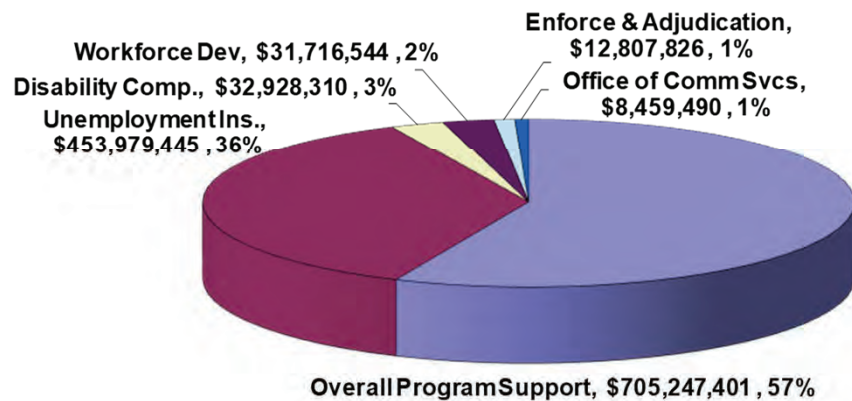
Mission Statement

To increase the economic security, physical and economic well-being and productivity of workers and ensure the growth and development of industry.

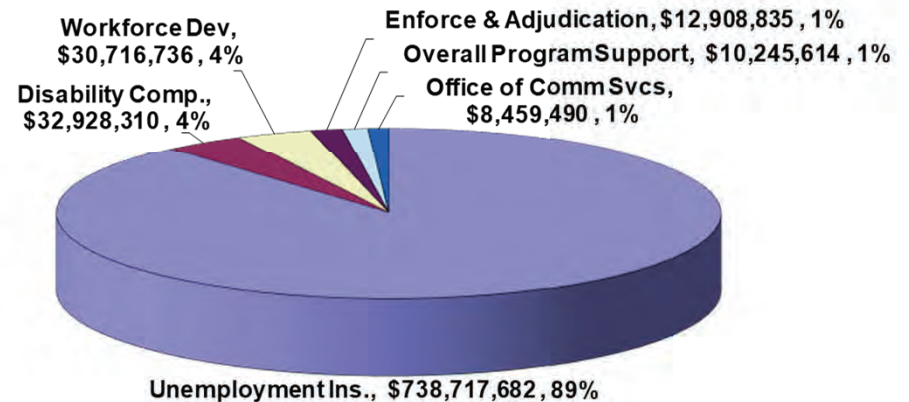
Department Goals

To promote access to employment and assess the needs and skills of the workforce; to alleviate the economic hardship of workers during periods of disability or temporary unemployment; to protect the employment rights of workers and assure a safe and healthy workplace; to develop, deliver and coordinate information to meet labor market supply and demand; and to promote the harmonious working relationship between business, labor, educators, and government agencies.

FY 2022 Supplemental Operating Budget



FY 2023 Supplemental Operating Budget



DEPARTMENT OF LABOR AND INDUSTRIAL RELATIONS

MAJOR FUNCTIONS

- Administers federal and State programs designed to improve the economic security, occupational safety and health, working conditions, and productivity of workers, and maintain favorable labor-management relationships throughout the State.
- Administers comprehensive employment and training services to both job seekers and employers through a system of employment offices located statewide.
- Administers the State Unemployment Insurance program. Ensures that fair hearings before impartial appeals referees are provided to employers and claimants with respect to determinations made by the department regarding unemployment insurance benefits, disaster unemployment insurance, and other security decisions.
- Administers and enforces the State's occupational safety and health laws.
- Administers all activities pertinent to the management of the Workers' Compensation, Temporary Disability Insurance, and Prepaid Health Care laws and programs.
- Administers and enforces State labor laws dealing with wages and other compensation, hours, child labor, family leave, and related rules and regulations.

MAJOR PROGRAM AREAS

The Department of Labor and Industrial Relations has programs in the following major program areas:

Employment

LBR 111	Workforce Development
LBR 143	Hawaii Occupational Safety and Health Program
LBR 152	Wage Standards Program
LBR 153	Hawaii Civil Rights Commission
LBR 161	Hawaii Labor Relations Board
LBR 171	Unemployment Insurance Program

LBR 183	Disability Compensation Program
LBR 812	Labor and Industrial Relations Appeals Board
LBR 902	General Administration
LBR 903	Office of Community Services

Department of Labor and Industrial Relations
Operating Budget

			Act 88/2021 + other budget acts FY 2022	Act 88/2021 + other budget acts FY 2023	FY 2022 Adjustments	FY 2023 Adjustments	Total FY 2022	Total FY 2023
Funding Sources:	Positions	Perm	169.73	169.73	-	1.00	169.73	170.73
		Temp	14.62	14.62	-	(2.66)	14.62	11.96
General Funds		\$	15,986,927	15,986,927	-	-	15,986,927	15,986,927
		Perm	-	-	-	-	-	-
		Temp	12.00	12.00	-	(12.00)	12.00	-
Special Funds		\$	8,687,328	8,687,328	-	-	8,687,328	8,687,328
		Perm	216.70	216.70	-	54.00	216.70	270.70
		Temp	16.00	16.00	-	22.00	16.00	38.00
Federal Funds		\$	45,576,028	45,576,028	-	(764,028)	45,576,028	44,812,000
		Perm	66.07	66.07	-	(13.00)	66.07	53.07
		Temp	7.88	7.88	-	(1.34)	7.88	6.54
Other Federal Funds		\$	11,711,437	11,711,437	-	510,504	11,711,437	12,221,941
		Perm	20.00	20.00	-	(20.00)	20.00	-
		Temp	-	-	-	-	-	-
County Funds		\$	2,000,000	2,000,000	-	(2,000,000)	2,000,000	-
		Perm	11.00	11.00	-	-	11.00	11.00
		Temp	5.00	5.00	-	-	5.00	5.00
Trust Funds		\$	382,050,965	382,050,965	-	321,000,000	382,050,965	703,050,965
		Perm	12.00	12.00	-	(12.00)	12.00	-
		Temp	20.00	20.00	-	(20.00)	20.00	-
Interdepartmental Transfers		\$	2,891,173	2,891,173	-	-	2,891,173	2,891,173
		Perm	-	-	-	-	-	-
		Temp	-	-	-	-	-	-
American Rescue Plan Fds		\$	773,794,328	43,633,112	(252,391)	-	773,541,937	43,633,112
		Perm	19.00	19.00	-	-	19.00	19.00
		Temp	-	-	-	-	-	-
Revolving Funds		\$	2,693,221	2,693,221	-	-	2,693,221	2,693,221
		Perm	514.50	514.50	-	10.00	514.50	524.50
		Temp	75.50	75.50	-	(14.00)	75.50	61.50
Total Requirements		\$	1,245,391,407	515,230,191	(252,391)	318,746,476	1,245,139,016	833,976,667

Highlights: (general funds and FY 23 unless otherwise noted)

1. Reduces \$764,028 in Federal Funds for various programs to align budget with anticipated decrease in Federal grant awards.
2. Adds \$676,850 in Other Federal Funds for various programs to align budget with anticipated increase in Federal grant awards.
3. Includes numerous "cost neutral" adjustments among various programs to accurately align budgeted positions and funds with means of financing and cost elements.
4. Converts 2.00 temporary to permanent positions in the Wage Standards and General Administration programs.
5. Adds \$321,000,000 in trust funds to increase the ceiling for the Unemployment Insurance (UI) Trust Fund to reflect the increased UI claim benefit payments.
6. Reduces 2.00 permanent positions in the Wage Standards and Disability Compensation programs.

Department of Labor and Industrial Relations
Capital Improvements Budget

	Act 88/2021 FY 2022	Act 88/2021 FY 2023	FY 2022 Adjustments	FY 2023 Adjustments	Total FY 2022	Total FY 2023
Funding Sources:						
General Funds	-	-	-	-	-	-
General Obligation Bonds	-	-	-	-	-	-
Total Requirements	-	-	-	-	-	-

Highlights: (general obligation bonds and FY 23 unless otherwise noted)
None.

DEPARTMENT OF LAND AND NATURAL RESOURCES

Department Summary

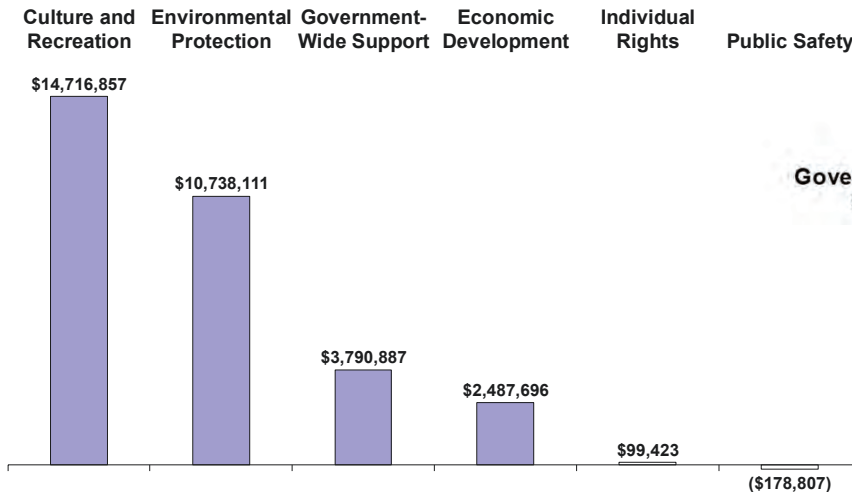
Mission Statement

To enhance, protect, conserve, and manage Hawaii's unique and limited natural, cultural and historic resources held in public trust for current and future generations for the people of Hawaii nei, and its visitors, in partnership with others in the public and private sectors.

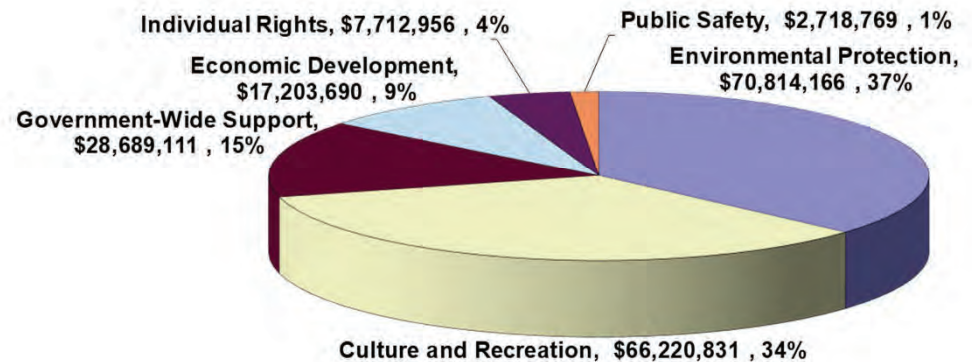
Department Goals

To seek, develop and implement cost-effective strategies for the long-term sustainable management, maintenance, protection and utilization of existing and potential, ocean, land, natural and cultural resources of the State of Hawaii in an integrated manner and in partnership with others from the public and private sectors. Additionally, prevent the establishment of invasive species detrimental to native habitats, while promoting responsible use, understanding, and respect for Hawaii's resources.

FY 2023 Supplemental Operating Budget Adjustments by Major Program



FY 2023 Supplemental Operating Budget



DEPARTMENT OF LAND AND NATURAL RESOURCES

MAJOR FUNCTIONS

- Implement programs to conserve, protect, develop and utilize the State's natural and cultural resources.
- Preserve and enhance native and indigenous fish and other aquatic species and their habitats for residents and visitors.
- Promote the safe and responsible use of Hawaii's natural resources through firm, fair and effective law enforcement.
- Provide accurate, timely and permanent system of registering and recording land title and related documents and maps.
- Manage the conservation, protection, planning, and utilization of the State's water resources for social, economic and environmental requirements.
- Provide safe and enjoyable recreation opportunities.
- Develop and maintain a comprehensive program of historic preservation to promote the use and conservation of historical and cultural sites.
- Collect and disseminate data relating to natural resources. Partner with public and private agencies to maximize funding leverage.

MAJOR PROGRAM AREAS

The Department of Land and Natural Resources has programs in the following major program areas:

Economic Development

LNR 141 Water and Land Development
LNR 153 Fisheries Management
LNR 172 Forestry-Resource Management and Development

Environmental Protection

LNR 401 Ecosystem Protection and Restoration
LNR 402 Native Resources and Fire Protection Program
LNR 404 Water Resources
LNR 405 Conservation and Resources Enforcement
LNR 407 Natural Area Reserves and Watershed Management
LNR 906 LNR-Natural and Physical Environment

Culture and Recreation

LNR 801 Ocean-Based Recreation
LNR 802 Historic Preservation
LNR 804 Forest and Outdoor Recreation
LNR 805 District Resource Management
LNR 806 Parks Administration and Operation

Public Safety

LNR 810 Prevention of Natural Disasters

Individual Rights

LNR 111 Conveyances and Recordings

Government Wide Support

LNR 101 Public Lands Management

Department of Land and Natural Resources
Operating Budget

			Act 88/2021 + other	Act 88/2021 + other	FY 2022	FY 2023	Total	Total
			budget acts	budget acts	Adjustments	Adjustments	FY 2022	FY 2023
Funding Sources:	Positions	Perm	FY 2022	FY 2023				
		Temp	605.50	605.50	-	42.00	605.50	647.50
		\$	37.50	37.50	-	(5.00)	37.50	32.50
General Funds		Perm	66,208,602	63,089,782	-	5,017,230	66,208,602	68,107,012
		Temp	270.00	270.00	-	10.00	270.00	280.00
		\$	4.25	4.25	-	1.00	4.25	5.25
Special Funds		Perm	67,974,133	69,974,133	-	17,856,938	67,974,133	87,831,071
		Temp	47.50	47.50	-	1.00	47.50	48.50
		\$	2.75	2.75	-	(1.00)	2.75	1.75
Federal Funds		Perm	17,916,970	16,296,659	-	134,588	17,916,970	16,431,247
		Temp	7.00	7.00	-	(1.00)	7.00	6.00
		\$	6.50	6.50	-	-	6.50	6.50
Other Federal Funds		Perm	24,734,025	8,031,303	-	8,562,294	24,734,025	16,593,597
		Temp	-	-	-	-	-	-
		\$	-	-	-	-	-	-
County Funds		Perm	728,081	728,081	-	-	728,081	728,081
		Temp	1.00	1.00	-	(1.00)	1.00	-
		\$	-	-	-	-	-	-
Trust Funds		Perm	392,156	392,156	-	(86,202)	392,156	305,954
		Temp	-	-	-	-	-	-
		\$	7.00	7.00	-	-	7.00	7.00
Interdepartmental Transfers		Perm	1,686,056	1,686,056	-	19,319	1,686,056	1,705,375
		Temp	-	-	-	-	-	-
		\$	-	-	-	-	-	-
American Rescue Plan Fds		Perm	5,271,370	848,080	-	-	5,271,370	848,080
		Temp	3.00	3.00	-	-	3.00	3.00
		\$	-	-	-	-	-	-
Revolving Funds		Perm	659,106	659,106	-	150,000	659,106	809,106
		Temp	934.00	934.00	-	51.00	934.00	985.00
		\$	58.00	58.00	-	(5.00)	58.00	53.00
Total Requirements			185,570,499	161,705,356	-	31,654,167	185,570,499	193,359,523

Highlights: (general funds and FY 23 unless otherwise noted)

1. Adds \$11,906,688 in special funds to support State Parks operations.
2. Adds \$1,100,000 for the Fire and Emergency Response Program.
3. Adds 8.00 permanent positions and \$3,598,424 in special funds for the Land Division.
4. Adds 15.00 permanent positions and \$1,154,646 in general funds and \$382,852 in special funds for the State Historic Preservation Division.
5. Adds 9.00 permanent positions, 4.00 temporary positions and \$1,659,832 to restore resources for program operations.

Department of Land and Natural Resources
Capital Improvements Budget

	Act 88/2021 FY 2022	Act 88/2021 FY 2023	FY 2022 Adjustments	FY 2023 Adjustments	Total FY 2022	Total FY 2023
Funding Sources:						
Special Funds	2,000,000	-	-	3,000,000	2,000,000	3,000,000
General Obligation Bonds	54,632,000	11,500,000	(1,972,000)	29,150,000	52,660,000	40,650,000
GO Bonds Reimbursable	2,000,000	-	-	-	2,000,000	-
Federal Funds	6,100,000	500,000	-	350,000	6,100,000	850,000
Private Contributions	-	-	-	3,000,000	-	3,000,000
County Funds	1,700,000	-	-	-	1,700,000	-
Trust Funds	-	-	-	3,500,000	-	3,500,000
Total Requirements	66,432,000	12,000,000	(1,972,000)	39,000,000	64,460,000	51,000,000

Highlights: (general obligation bonds and FY 23 unless otherwise noted)

1. Adds \$4,000,000 for Watershed Protection and Initiatives, Statewide.
2. Adds \$3,000,000 for Heeia Kea Small Boat Harbor Wastewater System Improvements, Kāne'ohe, O'ahu.
3. Adds \$2,000,000 for Anuenue Fisheries Research Center Infrastructure Upgrades, O'ahu.
4. Adds \$8,350,000 (\$1,850,000 in general obligation bonds, \$3,000,000 in private contributions, and \$3,500,000 in trust funds) for Waikīkī Master Plan Improvements, O'ahu.
5. Adds \$3,000,000 in special funds for Hawai'i District Land Office Renovation, Hawai'i.
6. Adds \$2,500,000 for East Hawai'i Historic Preservation Center, Hawai'i.
7. Adds \$3,450,000 for Maunawili and Kāne'ohe Pali acquisitions on O'ahu.
8. Adds \$2,000,000 for Deep Monitor Wells, Statewide.
9. Adds \$5,515,000 (\$5,165,000 in general obligation bonds and \$350,000 in federal funds) for Kokee/Waimea Canyon State Park Complex and Polihale State Park on Kauai.

OFFICE OF THE LIEUTENANT GOVERNOR

Department Summary

Mission Statement

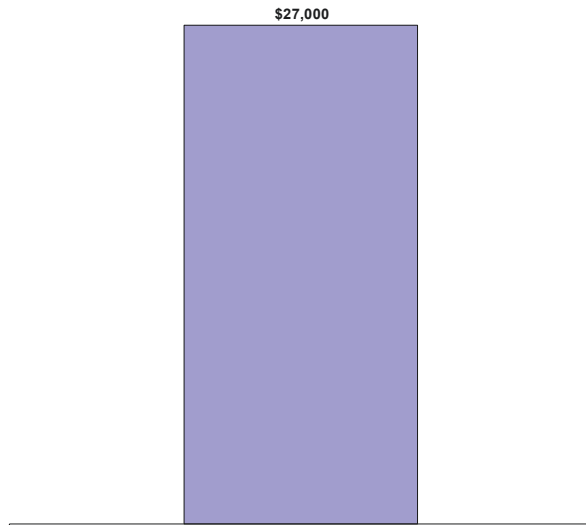
To enhance the efficiency and effectiveness of State programs by providing leadership and executive management and by developing policies and priorities to give program direction.

Department Goals

To provide effective leadership and executive management, and to protect the public's interest by ensuring that government processes are open.

FY 2023 Supplemental Operating Budget Adjustments by Major Program

Office of the Lieutenant Governor



FY 2023 Supplemental Operating Budget



Office of the Lieutenant
Governor, \$982,793 , 100%

OFFICE OF THE LIEUTENANT GOVERNOR MAJOR FUNCTIONS

- Exercises the executive powers whenever the Governor is absent from the State or is unable to discharge the powers and duties of the office.
- Serves as the Secretary of State for intergovernmental relations.
- Performs duties and undertakes projects assigned by the Governor.
- Delegation of authority by the Governor under HRS 26-1(d) to address chronic homelessness in partnership with the private-sector and the state's liaison on Covid-19.
- HRS 574-5 Name Changes.
- HRS 26-1(a) Apostilles and sale of official publications.

MAJOR PROGRAM AREAS

The Office of the Lieutenant Governor has a program in the following major program area:

Government-Wide Support

LTG 100 Office of the Lieutenant Governor

Office of the Lieutenant Governor
Operating Budget

			Act 88/2021 + other budget acts FY 2022	Act 88/2021 + other budget acts FY 2023	FY 2022 Adjustments	FY 2023 Adjustments	Total FY 2022	Total FY 2023
Funding Sources:	Positions	Perm	3.00	3.00	-	-	3.00	3.00
		Temp	7.00	7.00	-	1.00	7.00	8.00
	General Funds	\$	955,793	955,793	-	27,000	955,793	982,793
		Perm	3.00	3.00	-	-	3.00	3.00
		Temp	7.00	7.00	-	1.00	7.00	8.00
		\$	955,793	955,793	-	27,000	955,793	982,793
Total Requirements								

Highlights: (general funds and FY 23 unless otherwise noted)

1. Adds 1.00 temporary Senior Advisor position and \$27,000.

Office of the Lieutenant Governor
Capital Improvements Budget

	Act 88/2021 FY 2022	Act 88/2021 FY 2023	FY 2022 Adjustments	FY 2023 Adjustments	Total FY 2022	Total FY 2023
Funding Sources:						
General Funds					-	-
General Obligation Bonds					-	-
Total Requirements	-	-	-	-	-	-

Highlights: (general obligation bonds and FY 23 unless otherwise noted)
None.

DEPARTMENT OF PUBLIC SAFETY

Department Summary

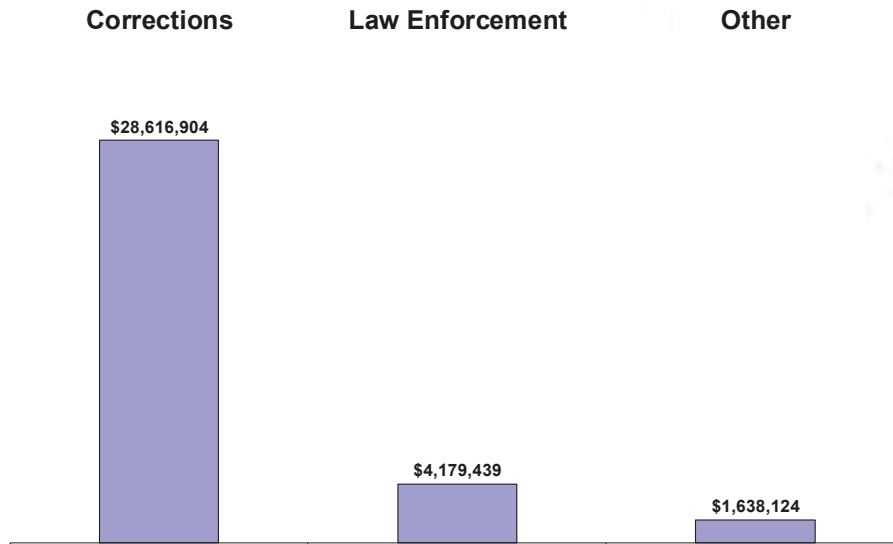
Mission Statement

To uphold justice and public safety by providing correctional and law enforcement services to Hawaii's communities with professionalism, integrity and fairness.

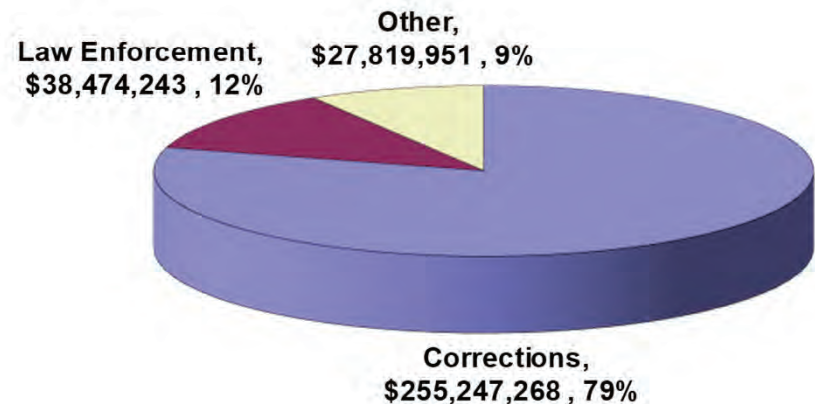
Department Goals

To protect the individual and property from injury and loss caused by criminal actions by providing and coordinating services, facilities, security, and legislation to preserve the peace; to prevent and deter crimes; to detect, apprehend, detain, and rehabilitate criminals; and, where appropriate, to compensate victims of crime.

FY 2023 Supplemental Operating Budget Adjustments by Major Program



FY 2023 Supplemental Operating Budget



DEPARTMENT OF PUBLIC SAFETY MAJOR FUNCTIONS

- Administer various public safety programs that are designed to prevent and deter criminal acts, and to incarcerate and rehabilitate criminal offenders.
- Administer the operations of eight correctional institutions throughout the State for the custody and care of offenders detained or committed by the courts to the department in safe, clean, and humane conditions of confinement.
- Provide a continuum of treatment programs and services to facilitate the reintegration of inmates into the community.
- Administer a correctional industries program which employs inmates in work programs that produce goods and services for government agencies and nonprofit organizations, and affords inmates job training and work experience to enhance their employment prospects when they return to the community.
- Determine minimum terms of imprisonment for convicted felons; grant release of felons from institutions under conditions of parole; and report on petitions for pardon referred by the Governor.
- Administer diversionary programs as well as alternatives to incarceration; conduct bail evaluations; and supervises offenders conditionally released by the courts.
- Administer statewide law enforcement programs that protect the public as well as safeguard State property and facilities; and enforces laws, rules, and regulations to prevent and control crime.
- Regulate the manufacture, distribution, sale, prescription, and dispensing of controlled substances in the State by issuing applications and permits to conduct transactions; and investigates and enforces laws, rules and regulations relative to controlled substances.
- Mitigate the suffering and losses of victims and survivors of certain crimes by providing them with compensation for crime related losses; and compensate private citizens (Good Samaritans) who suffer personal injury or property damage in the course of preventing a crime or apprehending a criminal.

MAJOR PROGRAM AREAS

The Department of Public Safety has programs in the following major program areas:

Public Safety

Corrections

PSD 402	Halawa Correctional Facility
PSD 403	Kulani Correctional Facility
PSD 404	Waiawa Correctional Facility
PSD 405	Hawaii Community Correctional Center
PSD 406	Maui Community Correctional Center
PSD 407	Oahu Community Correctional Center
PSD 408	Kauai Community Correctional Center
PSD 409	Women's Community Correctional Center
PSD 410	Intake Service Centers
PSD 420	Corrections Program Services
PSD 421	Health Care
PSD 422	Hawaii Correctional Industries
PSD 808	Non-State Facilities

Law Enforcement

PSD 502	Narcotics Enforcement
PSD 503	Sheriff

Other

PSD 611	Adult Parole Determinations
PSD 612	Adult Parole Supervision and Counseling
PSD 613	Crime Victim Compensation Commission
PSD 900	General Administration

This page is intentionally left blank

**Department of Public Safety
Operating Budget**

			Act 88/2021 + other budget acts FY 2022	Act 88/2021 + other budget acts FY 2023	FY 2022 Adjustments	FY 2023 Adjustments	Total FY 2022	Total FY 2023
Funding Sources:	Positions	Perm	2,649.60	2,649.60	-	254.00	2,649.60	2,903.60
		Temp	-	-	-	-	-	-
General Funds		\$	269,412,039	258,978,595	-	32,734,467	269,412,039	291,713,062
		Perm	9.00	9.00	-	3.00	9.00	12.00
		Temp	-	-	-	-	-	-
Special Funds		\$	3,140,372	3,140,372	-	300,000	3,140,372	3,440,372
		Perm	-	-	-	-	-	-
		Temp	-	-	-	-	-	-
Federal Funds		\$	1,645,989	1,645,989	-	-	1,645,989	1,645,989
		Perm	-	-	-	-	-	-
		Temp	1.00	1.00	-	-	1.00	1.00
Other Federal Funds		\$	1,059,315	1,059,315	-	1,200,000	1,059,315	2,259,315
		Perm	-	-	-	-	-	-
		Temp	3.00	3.00	-	-	3.00	3.00
County Funds		\$	209,721	209,721	-	-	209,721	209,721
		Perm	-	-	-	-	-	-
		Temp	-	-	-	-	-	-
Trust Funds		\$	75,065	75,065	-	-	75,065	75,065
		Perm	80.00	80.00	-	-	80.00	80.00
		Temp	-	-	-	-	-	-
Interdepartmental Transfers		\$	10,575,933	10,575,933	-	-	10,575,933	10,575,933
		Perm	10.00	10.00	-	-	10.00	10.00
		Temp	42.00	42.00	-	-	42.00	42.00
Revolving Funds		\$	11,422,005	11,422,005	-	200,000	11,422,005	11,622,005
		Perm	2,748.60	2,748.60	-	257.00	2,748.60	3,005.60
		Temp	46.00	46.00	-	-	46.00	46.00
Total Requirements		\$	297,540,439	287,106,995	-	34,434,467	297,540,439	321,541,462

Highlights: (general funds and FY 23 unless otherwise noted)

1. Adds \$17,633,345 to restore the funding of 291.50 permanent positions from various programs.
2. Adds 193.00 permanent positions (151.00 Adult Corrections Officer positions, 29.00 healthcare positions and 13.00 other support positions) and \$8,104,694 for the new housing at Hawai'i Community Correctional Center, Maui Community Correctional Center and Women's Community Correctional Center.
3. Adds 24.00 permanent Deputy Sheriff positions and \$1,168,908 to support the law enforcement services on O'ahu and Hawai'i.
4. Adds \$1,824,624 in other operating costs for the maintenance of security electronics equipment systems in various correctional facilities and for software replacement of the Sheriff Division arrest booking system.
5. Adds 22.00 permanent healthcare positions (16.00 Registered Nurse positions and 6.00 Clinical Psychologist positions), \$1,335,396 for payroll costs and \$455,000 in non-recurring equipment costs to improve the healthcare services in various correctional facilities.
6. Adds \$1,220,743 in other operating costs for the increased utility costs for various programs.
7. Adds \$1,200,000 in other federal funds for Sheriff and Narcotics Division due to anticipated grant increase from the Treasury and the Department of Justice.
8. Adds 9.00 permanent positions and \$334,516 to convert special project positions to civil service classification for the Hawai'i Correctional System Oversight Commission.

**Department of Public Safety
Capital Improvements Budget**

	Act 88/2021 FY 2022	Act 88/2021 FY 2023	FY 2022 Adjustments	FY 2023 Adjustments	Total FY 2022	Total FY 2023
Funding Sources:						
General Funds	-	-	-	-	-	-
General Obligation Bonds	42,968,000	-	-	125,000,000	42,968,000	125,000,000
Total Requirements	42,968,000	-	-	125,000,000	42,968,000	125,000,000

Highlights: (general obligation bonds and FY 23 unless otherwise noted)

1. Adds \$45,000,000 for Halawa Correctional Facility, Consolidated Health Care Unit, O'ahu.
2. Adds \$30,000,000 for various lump sum capital improvement projects to provide major repairs, upgrades, improvements to comply with Americans with Disabilities Act standards and deferred maintenance to Department of Public Safety (PSD) facilities, Statewide.
3. Adds \$21,000,000 for the Corrections Collaboration System to replace the existing inmate management system for PSD facilities, Statewide.
4. Adds \$15,000,000 for O'ahu Community Correctional Center New Housing and Support Facilities, O'ahu.
5. Adds \$8,000,000 for OCCC - Laumaka Work Furlough Center Infrastructure Repairs, Renovation and Improvements, O'ahu.
6. Adds \$6,000,000 for PSD Sheriffs Division Relocation from Keawe Station to Kalanimoku Building, O'ahu.

DEPARTMENT OF TAXATION

Department Summary

Mission Statement

To administer the tax laws of the State of Hawaii in a consistent, uniform and fair manner.

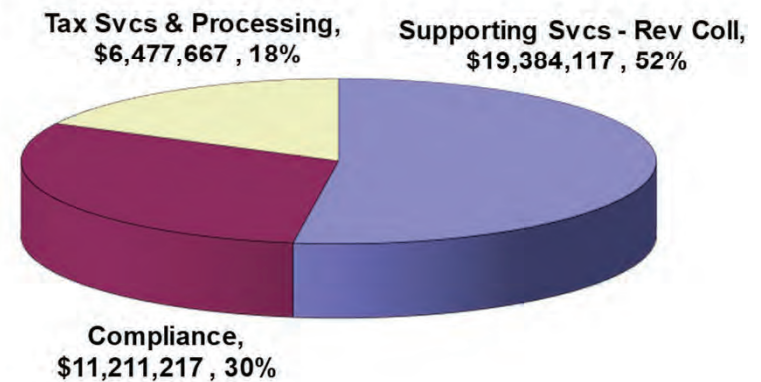
Department Goals

To provide complete customer service; to increase collection capabilities through efficient allocation of resources; to simplify taxpayer filings, provide a more user-friendly interface with the public, and expedite delinquent referrals; to automate tax filings, billings and collections; to expand capacity for research and revenue analysis; and to permit more flexibility in accommodating tax law changes and initiatives to improve tax administration.

FY 2023 Supplemental Operating Budget Adjustments by Major Program



FY 2023 Supplemental Operating Budget



DEPARTMENT OF TAXATION MAJOR FUNCTIONS

- Administers and enforces the tax laws of Hawaii and the collection of taxes and other payments.
- Coordinates a centralized system for receiving and processing of all tax returns, payments and documents.
- Provides complete customer service, assistance and information on all taxes administered by the department to customers who walk in, call-in, correspond or e-mail.
- Administers a comprehensive and uniform compliance program based on self-assessment and voluntary compliance.
- Conducts audits and investigations of all types of tax returns.
- Conducts and enforces collection of delinquent taxes by appropriate collection procedures.
- Plans, organizes and coordinates a tax research and tax planning program.
- Provides administrative and research support to the Council on Revenues which prepares revenue estimates for the State on a quarterly basis.

MAJOR PROGRAM AREAS

The Department of Taxation has a program in the following major program area:

Government-Wide Support

TAX 100	Compliance
TAX 105	Tax Services and Processing
TAX 107	Supporting Services – Revenue Collection

**Department of Taxation
Operating Budget**

			Act 88/2021 + other budget acts FY 2022	Act 88/2021 + other budget acts FY 2023	FY 2022 Adjustments	FY 2023 Adjustments	Total FY 2022	Total FY 2023
Funding Sources:	Positions	Perm	389.00	389.00	-	8.00	389.00	397.00
		Temp	90.00	90.00	-	(2.00)	90.00	88.00
General Funds		\$	25,062,628	25,062,628	-	8,443,257	25,062,628	33,505,885
		Perm	-	-	-	-	-	-
		Temp	13.00	13.00	-	-	13.00	13.00
Special Funds		\$	3,567,116	3,567,116	-	-	3,567,116	3,567,116
		Perm	-	-	-	-	-	-
		Temp	-	-	-	-	-	-
American Rescue Plan Fds		\$	3,241,332	-	-	-	3,241,332	-
		Perm	389.00	389.00	-	8.00	389.00	397.00
		Temp	103.00	103.00	-	(2.00)	103.00	101.00
Total Requirements		\$	31,871,076	28,629,744	-	8,443,257	31,871,076	37,073,001

Highlights: (general funds and FY 23 unless otherwise noted)

1. Adds 5.00 permanent positions and \$1,003,364 to establish 5.00 Delinquent Tax Collection Assistants and restore funding for 14.00 positions in the Compliance program.
2. Adds \$487,176 to restore funding for 3.00 positions in the Supporting Services - Revenue Collection program.
3. Adds \$305,748 to restore funding for 6.00 positions in the Tax Services and Processing program.
4. Adds \$6,252,251 for maintenance and support for the Tax System Modernization project.
5. Adds \$350,000 to replace IT infrastructure equipment.

**Department of Taxation
Capital Improvements Budget**

	Act 88/2021 FY 2022	Act 88/2021 FY 2023	FY 2022 Adjustments	FY 2023 Adjustments	Total FY 2022	Total FY 2023
Funding Sources:						
General Funds	-	-	-	-	-	-
General Obligation Bonds	500,000	-	-	-	500,000	-
Total Requirements	500,000	-	-	-	500,000	-

Highlights: (general obligation bonds and FY 23 unless otherwise noted)
None.

DEPARTMENT OF TRANSPORTATION

Department Summary

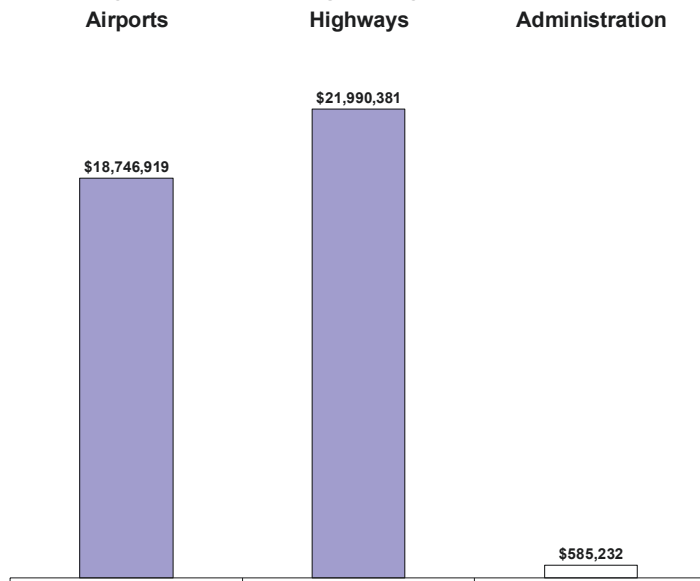
Mission Statement

To provide a safe, efficient, accessible, and sustainable inter-modal transportation system that ensures the mobility of people and goods, and enhances and/or preserves economic prosperity and the quality of life.

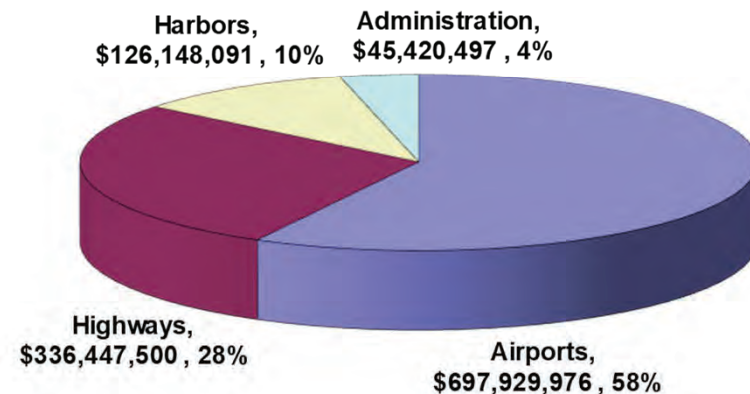
Department Goals

Achieve an integrated multi-modal transportation system through upgrades and expansions to assure mobility and accessibility to support and sustain cargo and passenger operations; ensure the safety and security of the air, land and water transportation systems; advance sustainable transportation system solutions that result in energy efficiency and savings; protect and enhance Hawaii's unique environment and improve the quality of life; support Hawaii's economic vitality; implement a statewide planning process that is comprehensive, cooperative and continuing; and improve the overall financial program through greater efficiency, development, management and oversight of revenue sources.

FY 2023 Supplemental Operating Budget Adjustments by Major Program



FY 2023 Supplemental Operating Budget



DEPARTMENT OF TRANSPORTATION MAJOR FUNCTIONS

- Carries out programs to improve, maintain, and operate transportation facilities of the State.
- Administers the operations of the airports program of the State government by equipping, regulating and protecting the state system of public airports and related facilities. Plans, designs, develops, acquires, and constructs new and expanded airports and facilities as well as reconstructs existing airports and facilities.
- Plans, designs, and supervises the construction and maintenance of the State Highway System. Alters, modifies, or revises such highway system as may be required.
- Administers and maintains the operations of the harbors program of the State government by equipping, regulating, and protecting the State system of harbors and related facilities. Plans, develops, acquires, and constructs new and expanding harbors and facilities as well as maintaining and reconstructing existing harbors and facilities.
- Provides for the determination of statewide transportation needs, the continuous survey and inventory of planned resources, and the creation of statewide, inter and multi modal transportation systems network plans.
- Encourages, fosters and assists in the development of aeronautical, water, and land transportation in the State; and provides for the protection and promotion of safety in aeronautics and water transportation.
- Plans, reviews, and implements a comprehensive uniform state highway safety program to comply with applicable federal and state laws.
- Administers driver's license and civil identification programs.
- Serves on the State Highway Safety Council which advises the governor on highway safety; serves on the Aloha Tower Development Corporation board to undertake the redevelopment of the Aloha Tower complex; and cooperates with the Medical Advisory Board which advises the examiner of drivers on medical criteria and vision standards for motor vehicle drivers.

MAJOR PROGRAM AREAS

The Department of Transportation has programs in the following major program areas:

Transportation Facilities and Services

Airports

TRN 102	Daniel K. Inouye Int'l Airport
TRN 104	General Aviation
TRN 111	Hilo International Airport
TRN 114	Ellison Onizuka Kona Int'l Airport at Keahole
TRN 116	Waimea-Kohala Airport
TRN 118	Upolu Airport
TRN 131	Kahului Airport
TRN 133	Hana Airport
TRN 135	Kapalua Airport
TRN 141	Molokai Airport
TRN 143	Kalaupapa Airport
TRN 151	Lanai Airport
TRN 161	Lihue Airport
TRN 163	Port Allen Airport
TRN 195	Airports Administration

Harbors

TRN 301	Honolulu Harbor
TRN 303	Kalaeloa Barbers Point Harbor
TRN 311	Hilo Harbor
TRN 313	Kawaihae Harbor
TRN 331	Kahului Harbor
TRN 333	Hana Harbor
TRN 341	Kaunakakai Harbor
TRN 351	Kaumalapau Harbor
TRN 361	Nawiliwili Harbor
TRN 363	Port Allen Harbor
TRN 395	Harbors Administration

Highways

TRN 501	Oahu Highways
TRN 511	Hawaii Highways
TRN 531	Maui Highways
TRN 561	Kauai Highways
TRN 595	Highways Administration
TRN 597	Highways Safety

Administration

TRN 695	Aloha Tower Development Corporation
TRN 995	General Administration

This page is intentionally left blank

Department of Transportation
Operating Budget

			Act 88/2021 + other budget acts FY 2022	Act 88/2021 + other budget acts FY 2023	FY 2022 Adjustments	FY 2023 Adjustments	Total FY 2022	Total FY 2023
Funding Sources:	Positions	Perm			-	-	-	-
		Temp			-	-	-	-
General Funds		\$			-	-	-	-
		Perm	2,786.70	2,786.70	-	0.50	2,786.70	2,787.20
		Temp	12.00	12.00	-	(1.00)	12.00	11.00
Special Funds		\$	1,034,470,749	1,120,783,174	-	37,416,518	1,034,470,749	1,158,199,692
		Perm	7.00	7.00	-	-	7.00	7.00
		Temp	1.00	1.00	-	-	1.00	1.00
Federal Funds		\$	40,663,679	42,342,302	-	54,859	40,663,679	42,397,161
		Perm	0.80	0.80	-	-	0.80	0.80
		Temp	-	-	-	-	-	-
Other Federal Funds		\$	754,989	754,989	-	351,155	754,989	1,106,144
		Perm	-	-	-	-	-	-
		Temp	-	-	-	-	-	-
Private Contributions		\$	743,067	743,067	-	-	743,067	743,067
		Perm	-	-	-	-	-	-
		Temp	-	-	-	-	-	-
American Rescue Plan Fds		\$	-	-	-	3,500,000	-	3,500,000
		Perm	2,794.50	2,794.50	-	0.50	2,794.50	2,795.00
		Temp	13.00	13.00	-	(1.00)	13.00	12.00
Total Requirements		\$	1,076,632,484	1,164,623,532	-	41,322,532	1,076,632,484	1,205,946,064

Highlights: (special funds and FY 23 unless otherwise noted)

1. Airports Division- Adds \$8,633,626 for Wiki Wiki Shuttle Services and \$5,505,208 for additional Wiki Wiki Buses at Daniel K. Inouye International Airport (HNL).
2. Highways Division- Adds \$5,000,000 in special funds for the Special Maintenance Program.
3. Highways Division- Adds \$3,500,000 in Federal Stimulus Funds (American Rescue Plan Act [ARPA] funds) for Stored Property and Debris Removal Services.
4. Trade off/transfer requests to realign the budget for various programs and necessary operating requirements.
5. Various budget adjustments to reflect anticipated federal and other federal fund awards.

**Department of Transportation
Capital Improvements Budget**

	Act 88/2021 FY 2022	Act 88/2021 FY 2023	FY 2022 Adjustments	FY 2023 Adjustments	Total FY 2022	Total FY 2023
Funding Sources:						
Special Funds	18,960,000	6,960,000	-	10,300,000	18,960,000	17,260,000
General Obligation Bonds	12,200,000	-	-	75,000,000	12,200,000	75,000,000
GO Bonds Reimbursable	5,300,000	2,500,000	-	-	5,300,000	2,500,000
Revenue Bonds	343,885,000	430,211,000	-	513,410,000	343,885,000	943,621,000
Federal Funds	178,837,000	143,237,000	-	306,002,000	178,837,000	449,239,000
Private Contributions	32,000	5,032,000	-	-	32,000	5,032,000
American Rescue Plan Funds	5,907,000	-	(5,907,000)	-	-	-
Other Funds	58,577,000	157,000	-	-	58,577,000	157,000
Total Requirements	623,698,000	588,097,000	(5,907,000)	904,712,000	617,791,000	1,492,809,000

Highlights: (revenue bonds and FY 23 unless otherwise noted)

1. Airports Division- Adds \$173,200,000 for Airfield Improvements, Statewide.
2. Airports Division- Adds \$45,000,000 for Kahului Airport, Airport Improvements, Maui.
3. Airports Division- Adds \$33,000,00 for Facility Improvements, Statewide.
4. Harbors Division- Reduces \$5,907,000 in Federal Stimulus Funds (American Rescue Plan Act [ARPA] funds) in FY 22 for State Harbors, Broadband Infrastructure Development, Statewide.
5. Highways Division- Adds \$162,800,000 (\$32,800,000 in revenue bonds and \$130,000,000 in federal funds) for Major Pavement Improvements, Statewide.
6. Highways Division- Adds \$95,000,000 for Farrington Highway Widening, Kapolei Golf Course to Fort Weaver Road, Oahu.
7. Highways Division- Adds \$75,001,000 (\$75,000,000 in general obligation bonds and \$1,000 in federal funds) for West Oahu Regional Transportation Improvements, Oahu.
8. Highways Division- Adds \$55,000,000 (\$11,000,000 in revenue bonds and \$44,000,000 in federal funds) for Interstate Route H-1 Improvements, Vicinity of Ola Lane to Vicinity of Vineyard Boulevard, Oahu.

UNIVERSITY OF HAWAII

Department Summary

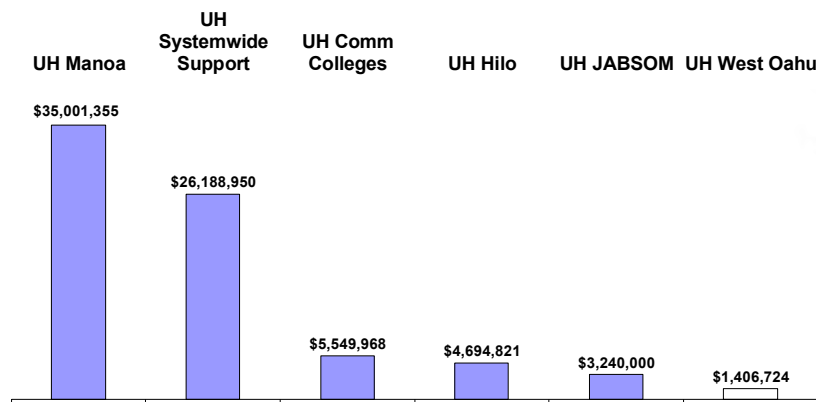
Mission Statement

To serve the public by creating, preserving, and transmitting knowledge in a multi-cultural environment.

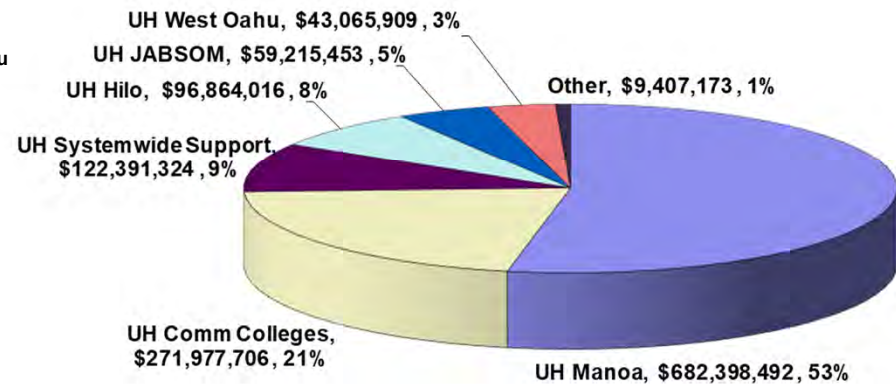
Department Goals

To achieve educational effectiveness and student success; provide a learning, research, and service network; be a model local, regional, and global university; maximize investment in faculty, staff, students, and their environment; and provide resources and stewardship.

FY 2023 Supplemental Operating Budget Adjustments by Major Program



FY 2023 Supplemental Operating Budget



UNIVERSITY OF HAWAII MAJOR FUNCTIONS

- Provides instruction, research, and public service in the fields of the liberal arts and sciences, agriculture, professional education, medicine, law, health sciences, business administration, engineering sciences and such other branches of higher learning as the Board of Regents prescribes.
- Administers and operates a system of community colleges; coordinates academic programs which include college transfer, general education, vocational, technical, semi-professional, and continuing education programs; coordinates community service programs with the various campuses, community agencies and groups; and coordinates student-related programs & services.
- Operates a summer session which gives variety and flexibility to the instructional programs of the University; provides college-level instruction to students who wish to obtain it during the summer; accommodates teaching institutes, workshops, and special courses with schedules of varying lengths; sponsors lecture series and other cultural events during the summer and supervises overseas study tours offered for credit.
- Provides key personnel in the government policy-making process with timely research, analyses and data concerning governmental and related problems to enable them to make informed decisions among alternative courses of action.
- Participates in intercollegiate athletics programs for men and women; contributes toward the availability of non-academic cultural, social, recreational, and intellectual programs made available to the students, faculty, and community at large; and provides a limited intercollegiate program for a variety of minor sports.

MAJOR PROGRAM AREAS

The University of Hawaii has programs in the following major program areas:

Formal Education

UOH 100	University of Hawai'i, Manoa
UOH 110	University of Hawai'i, John A. Burns School of Medicine
UOH 210	University of Hawai'i, Hilo
UOH 220	Small Business Development
UOH 700	University of Hawai'i, West Oahu
UOH 800	University of Hawai'i, Community Colleges
UOH 900	University of Hawai'i, Systemwide Support

Culture and Recreation

UOH 881	Aquaria
---------	---------

Investment Capital

UOH 115	University of Hawai'i Cancer Center
---------	-------------------------------------

University of Hawaii
Operating Budget

			Act 88/2021 + other	Act 88/2021 + other	FY 2022	FY 2023	Total	Total
			budget acts	budget acts	Adjustments	Adjustments	FY 2022	FY 2023
			FY 2022	FY 2023				
Funding Sources:	Positions	Perm	6,054.42	6,055.42	-	45.00	6,054.42	6,100.42
		Temp	102.25	102.25	-	10.00	102.25	112.25
General Funds		\$	498,155,200	503,709,305	-	75,581,818	498,155,200	579,291,123
		Perm	502.25	502.25	-	(34.00)	502.25	468.25
		Temp	2.00	2.00	-	-	2.00	2.00
Special Funds		\$	581,722,693	581,722,693	-	(24,500,000)	581,722,693	557,222,693
		Perm	81.56	81.56	-	-	81.56	81.56
		Temp	4.00	4.00	-	-	4.00	4.00
Federal Funds		\$	13,642,735	13,642,735	-	-	13,642,735	13,642,735
		Perm	-	-	-	-	-	-
		Temp	-	-	-	-	-	-
American Rescue Plan Fds		\$	3,500,000	1,300,000	-	-	3,500,000	1,300,000
		Perm	45.00	45.00	-	34.00	45.00	79.00
		Temp	-	-	-	-	-	-
Revolving Funds		\$	108,863,522	108,863,522	-	25,000,000	108,863,522	133,863,522
		Perm	6,683.23	6,684.23	-	45.00	6,683.23	6,729.23
		Temp	108.25	108.25	-	10.00	108.25	118.25
Total Requirements		\$	1,205,884,150	1,209,238,255	-	76,081,818	1,205,884,150	1,285,320,073

Highlights: (general funds and FY 23 unless otherwise noted)

1. Adds \$30,000,000 for University of Hawai'i at Mānoa.
2. Adds \$2,280,000 for University of Hawai'i at Hilo.
3. Adds \$4,600,000 for University of Hawai'i Community Colleges.
4. Adds 20.00 permanent positions and \$2,040,000 for Graduate Medical Education Residency Program Expansion.
5. Adds \$21,700,000 for Repairs, Maintenance and Equipment.
6. Adds \$842,572 for Nursing Clinical Instructors at University of Hawai'i Community Colleges.

University of Hawaii
Capital Improvements Budget

	Act 88/2021 FY 2022	Act 88/2021 FY 2023	FY 2022 Adjustments	FY 2023 Adjustments	Total FY 2022	Total FY 2023
Funding Sources:						
General Obligation Bonds	203,350,000	102,640,000	-	86,500,000	203,350,000	189,140,000
Revenue Bonds	2,387,000	-	-	-	2,387,000	-
American Rescue Plan Funds	8,700,000	-	(8,700,000)	-	-	-
Total Requirements	214,437,000	102,640,000	(8,700,000)	86,500,000	205,737,000	189,140,000

Highlights: (general obligation bonds and FY 23 unless otherwise noted)

1. Adds \$32,000,000 for System, Renew, Improve, and Modernize, Statewide.
2. Adds \$11,500,000 for Waikīkī Aquarium Discharge System Upgrade, O'ahu.
3. Adds \$24,000,000 for CCs, Capital Renewal and Deferred Maintenance, Statewide.
4. Adds \$6,500,000 for Leeward Community College Fascias.
5. Adds \$10,000,000 for UHWO, Campus Expansion and Development of University Village, O'ahu.

This page is intentionally left blank



Historical Information

General Fund Revenues, Expenditures and Fund Balance
(in \$ millions)

<u>Fiscal Year</u>	<u>Revenues</u>	<u>Expenditures</u>	<u>Revenues Over Exp.</u>	<u>Fund Balance</u>
2013	6,234.4	5,665.7	568.8	844.0 ^{(1), (2)}
2014	6,096.2	6,275.4	(179.2)	664.8 ⁽¹⁾
2015	6,576.7	6,413.4	163.3	828.1 ^{(1), (2)}
2016	7,081.9	6,882.2	199.7	1,027.8 ^{(1), (2)}
2017	7,351.6	7,485.6	(134.0)	893.8 ⁽¹⁾
2018	7,660.4	7,803.9	(143.5)	750.3 ⁽¹⁾
2019	7,916.6	7,914.8	1.8	752.1 ⁽¹⁾
2020	8,285.1	8,034.5	250.6	1,002.7 ^{(1), (3)}
2021	9,003.0	8,755.8	247.2	1,249.9 ^{(1), (2), (3)}

Notes:

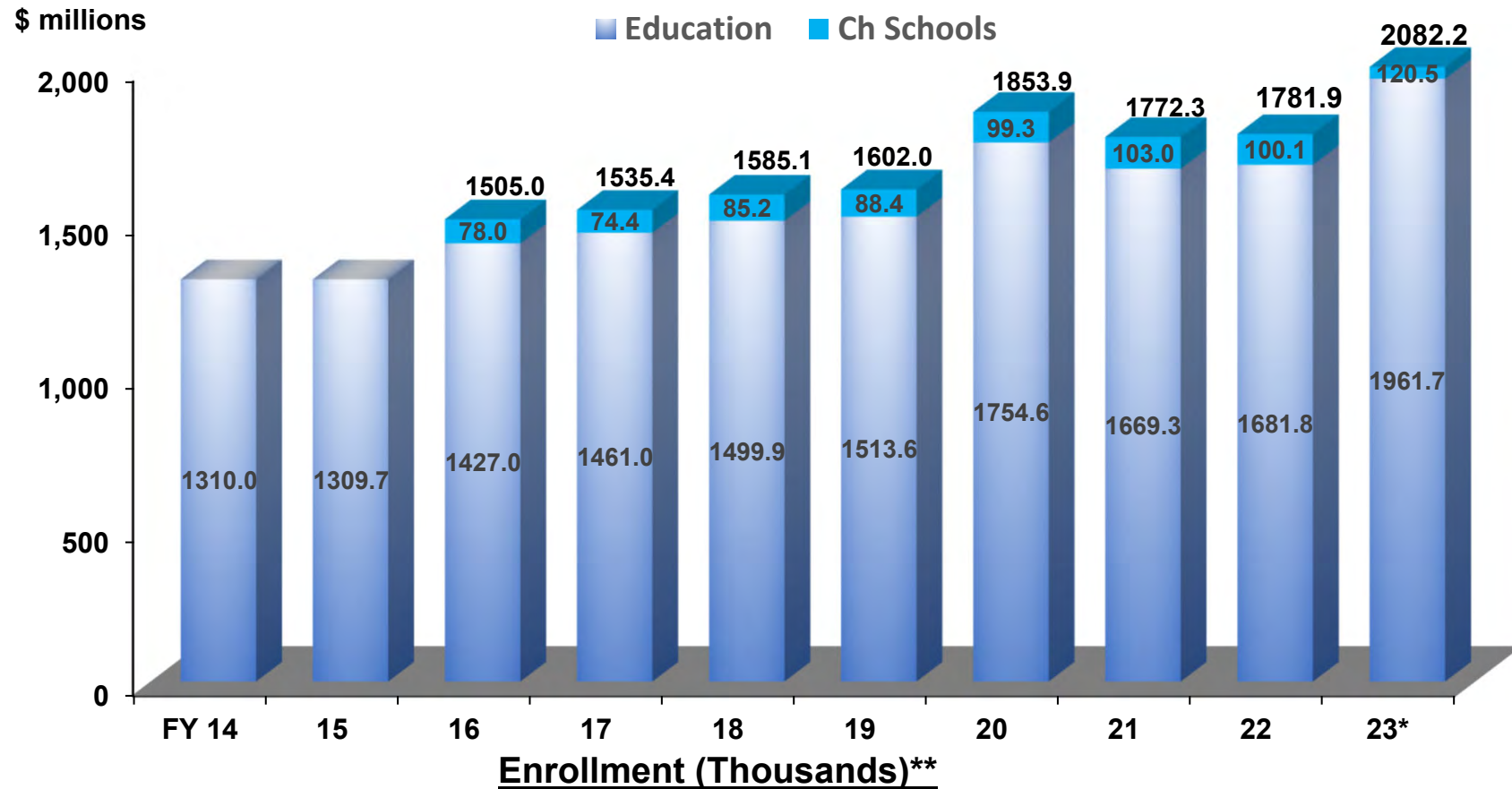
(1) Fiscal year in which the fund balance exceeded 5% of revenues

(2) Fiscal year in which revenues exceeded the preceding fiscal year's revenues by 5%

(3) The FYs 20 and 21 general fund balances were adjusted to include certain transactions that were authorized for FY 20 but processed in FY 21. Due to a combination of timing issues with enactment of various laws and accounting system limitations, certain items were processed in FY 21 but for the purposes of calculating the general fund balances have been reflected as authorized in FY 20.

Department of Education Instruction General Fund Operating Appropriations

(DB&F 12/6/21)



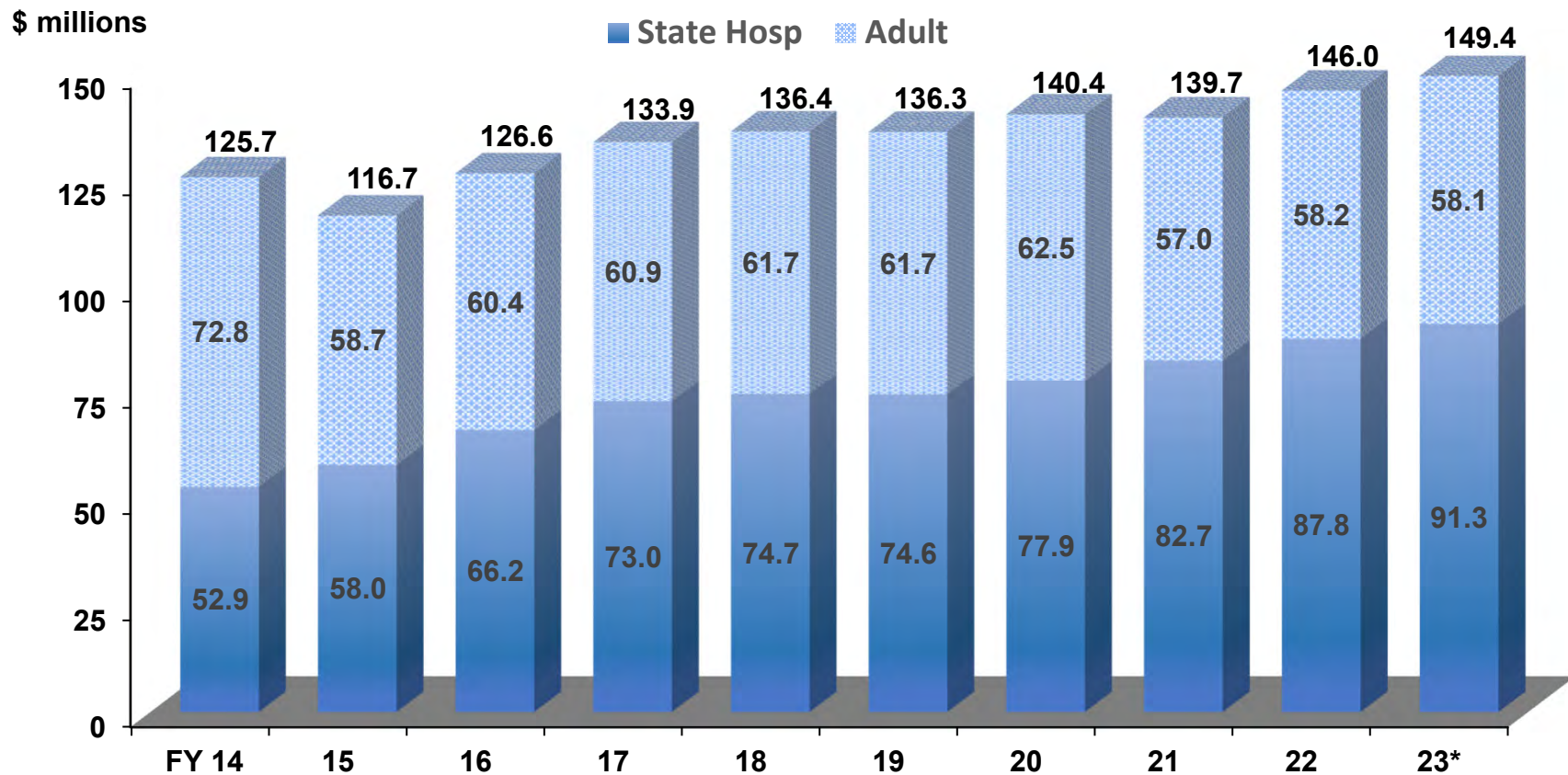
Regular	158.6	153.8	153.5	153.7	151.6	151.3	150.3	141.2	141.2	141.2
Special	16.9	16.5	16.4	16.4	16.4	16.6	16.8	16.5	16.5	16.5
Charter	10.3	10.4	10.5	10.5	11.3	11.7	12.0	12.2	12.2	12.2

*FY 23 reflects the Executive Supplemental Budget request

**FY 23 reflects projected enrollment

Adult Mental Health General Fund Appropriations

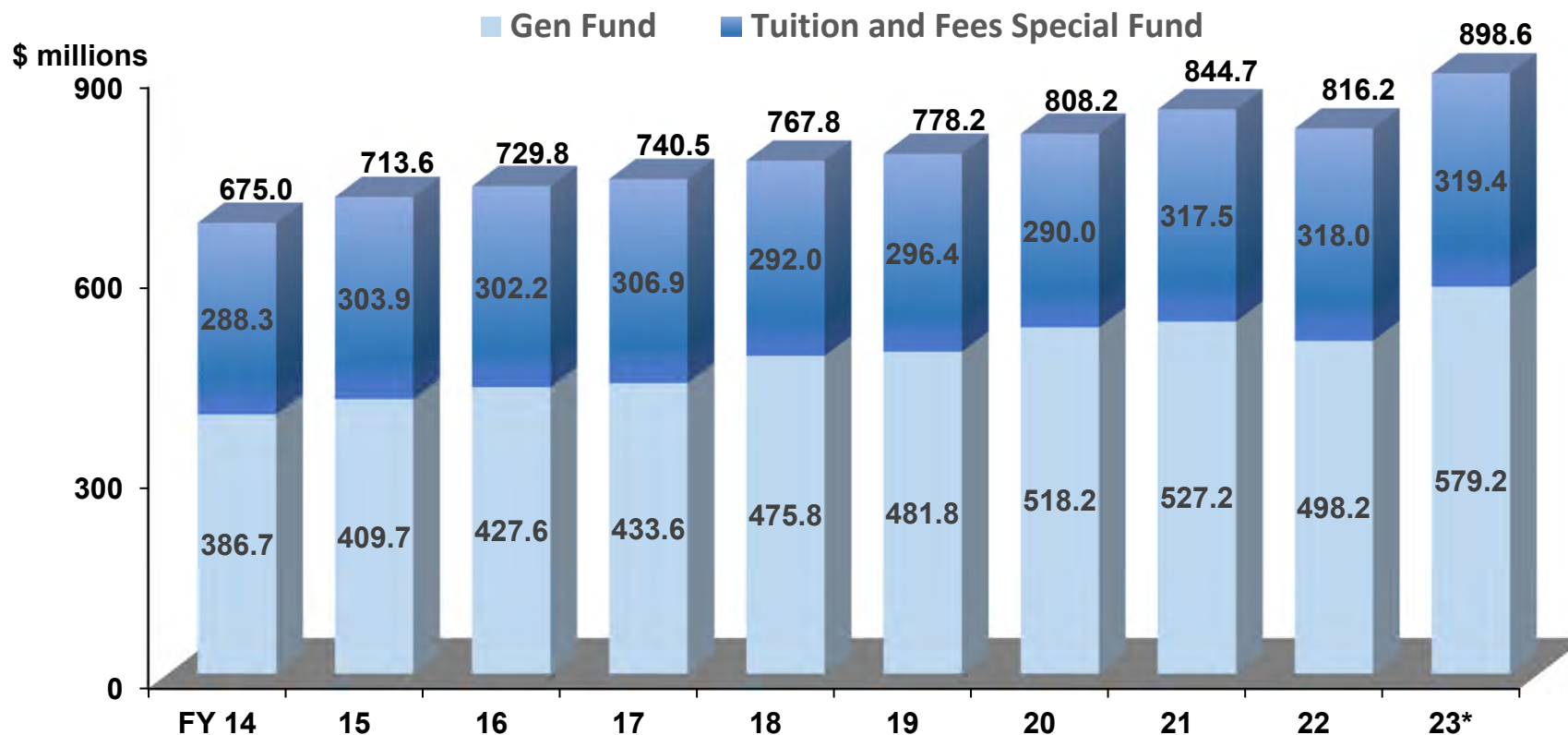
(DB&F 12/6/21)



*FY 23 reflects the Executive Supplemental Budget request

University of Hawaii Operating Appropriations Net of Fringe & Debt Svc

(DB&F 12/6/21)



Enrollment - Full Time Equivalent (Thousands)**

Manoa	16.5	16.2	15.9	15.2	14.9	14.8	14.7	15.2	15.7	15.7
Hilo	3.6	3.5	3.4	3.2	3.1	3.0	3.0	2.8	2.7	2.7
West Oahu	1.5	1.7	1.8	2.0	2.1	2.1	2.1	2.2	2.1	2.1
Comm Coll	<u>18.8</u>	<u>17.8</u>	<u>17.3</u>	<u>16.3</u>	<u>15.5</u>	<u>14.8</u>	<u>14.2</u>	<u>13.4</u>	<u>12.1</u>	<u>12.0</u>
Total	40.4	39.2	38.4	36.7	35.6	34.7	34.0	33.6	32.6	32.5

* FY 23 reflects the Executive Supplemental Budget request

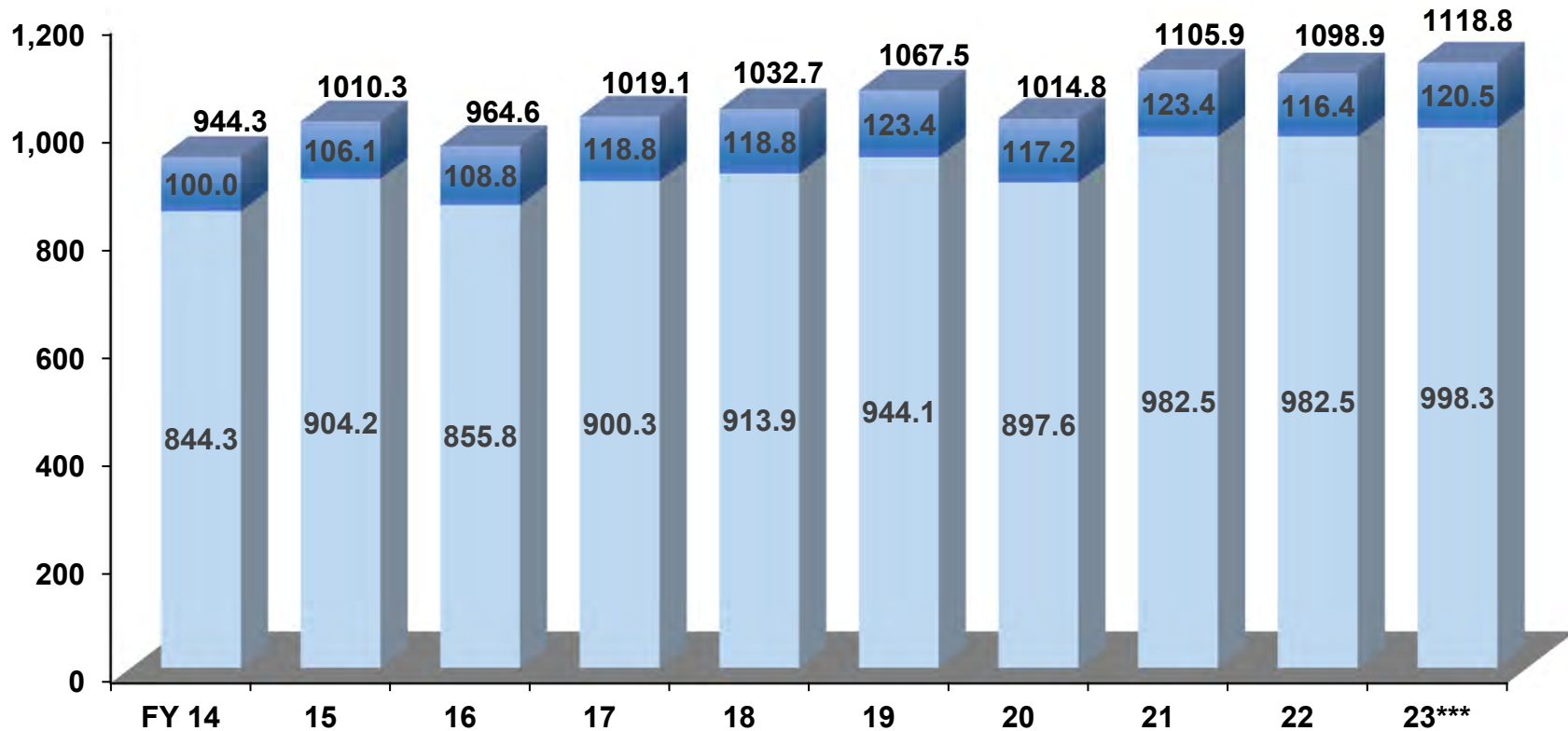
**FY 23 reflects projected enrollment

Medicaid and Welfare Payments General Fund Operating Appropriations*

(DB&F 12/6/21)

\$ millions

Medicaid Other**



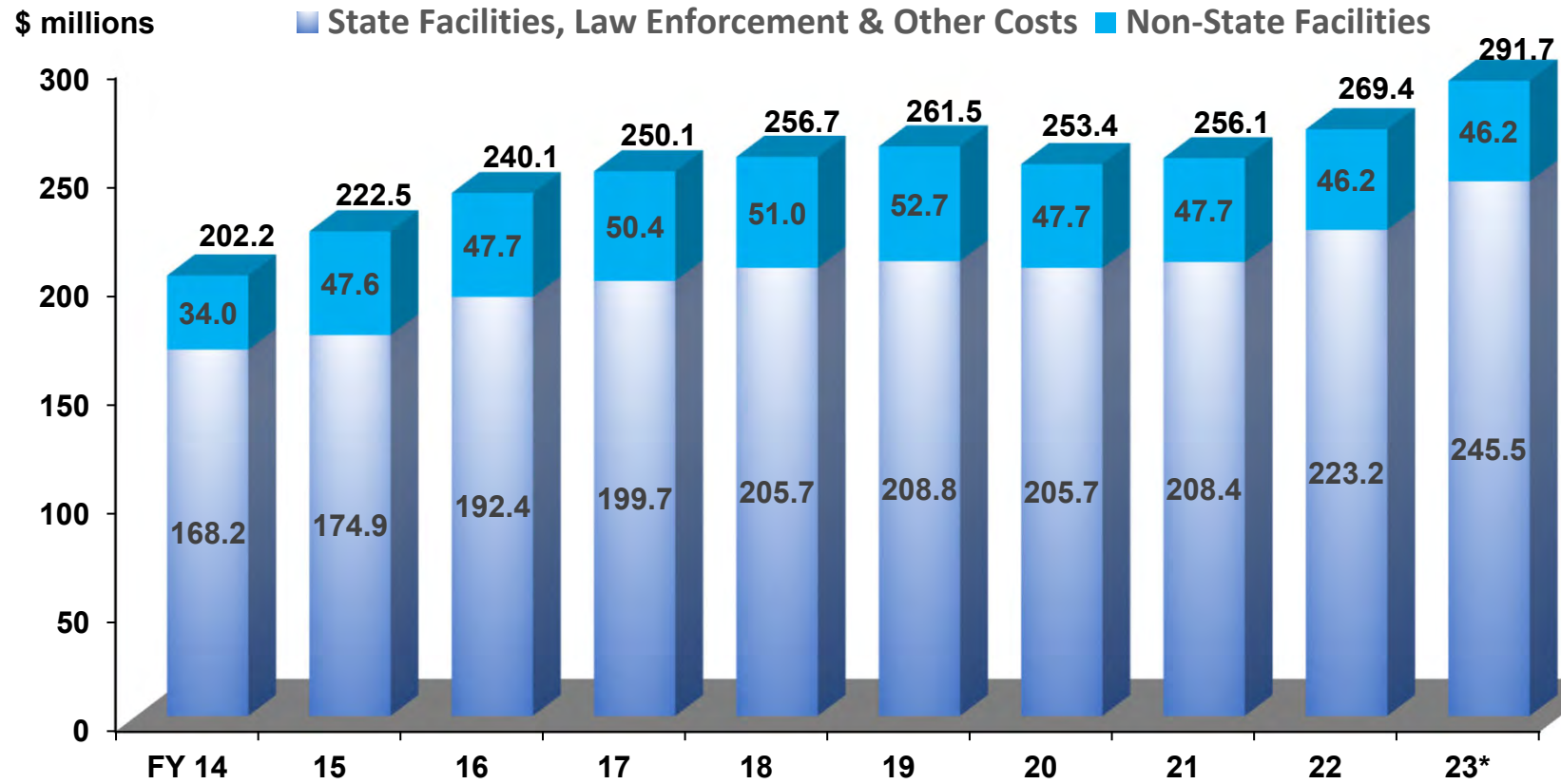
*Excludes Housing

**Includes TANF; TAONF; Child Care; General Assistance; Aged, Blind, and Disabled; and Foster Care

***FY 23 reflects the Executive Supplemental Budget request

Public Safety General Fund Operating Appropriations

(DB&F 12/6/21)



	Inmates (Thousands)**									
State	4.4	4.5	4.5	4.1	3.6	3.7	3.6	3.0	3.0	3.7
Non-State	1.5	1.3	1.4	1.4	1.7	1.6	1.5	1.1	1.1	1.3

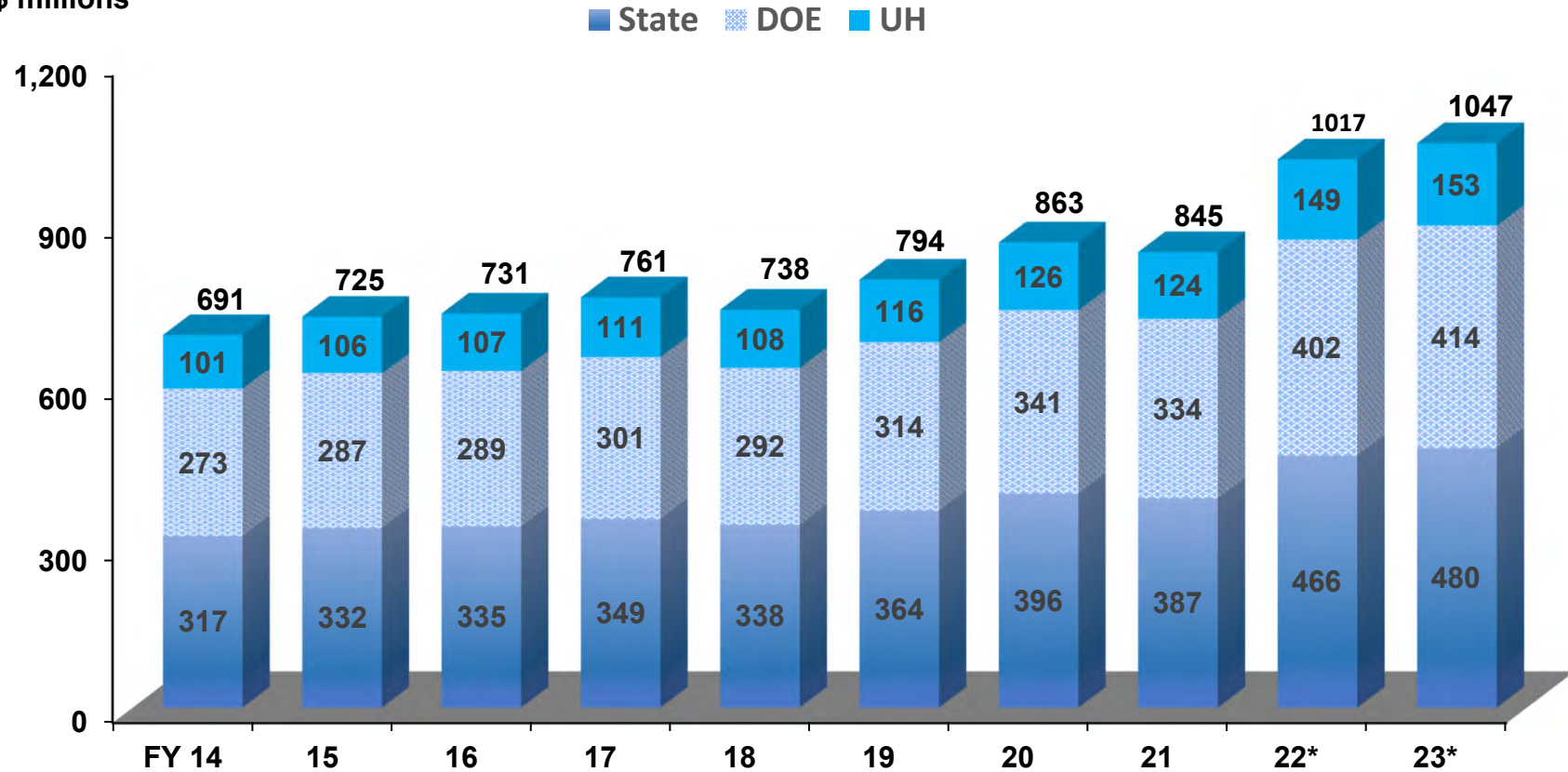
*FY 23 reflects the Executive Supplemental Budget request

**FY 22 reflects head counts as of November 30, 2021; FY 23 reflects projected assigned counts anticipating return of all operations post-pandemic

Debt Service and Certificates of Participation General Fund Operating Appropriations

(DB&F 12/6/21)

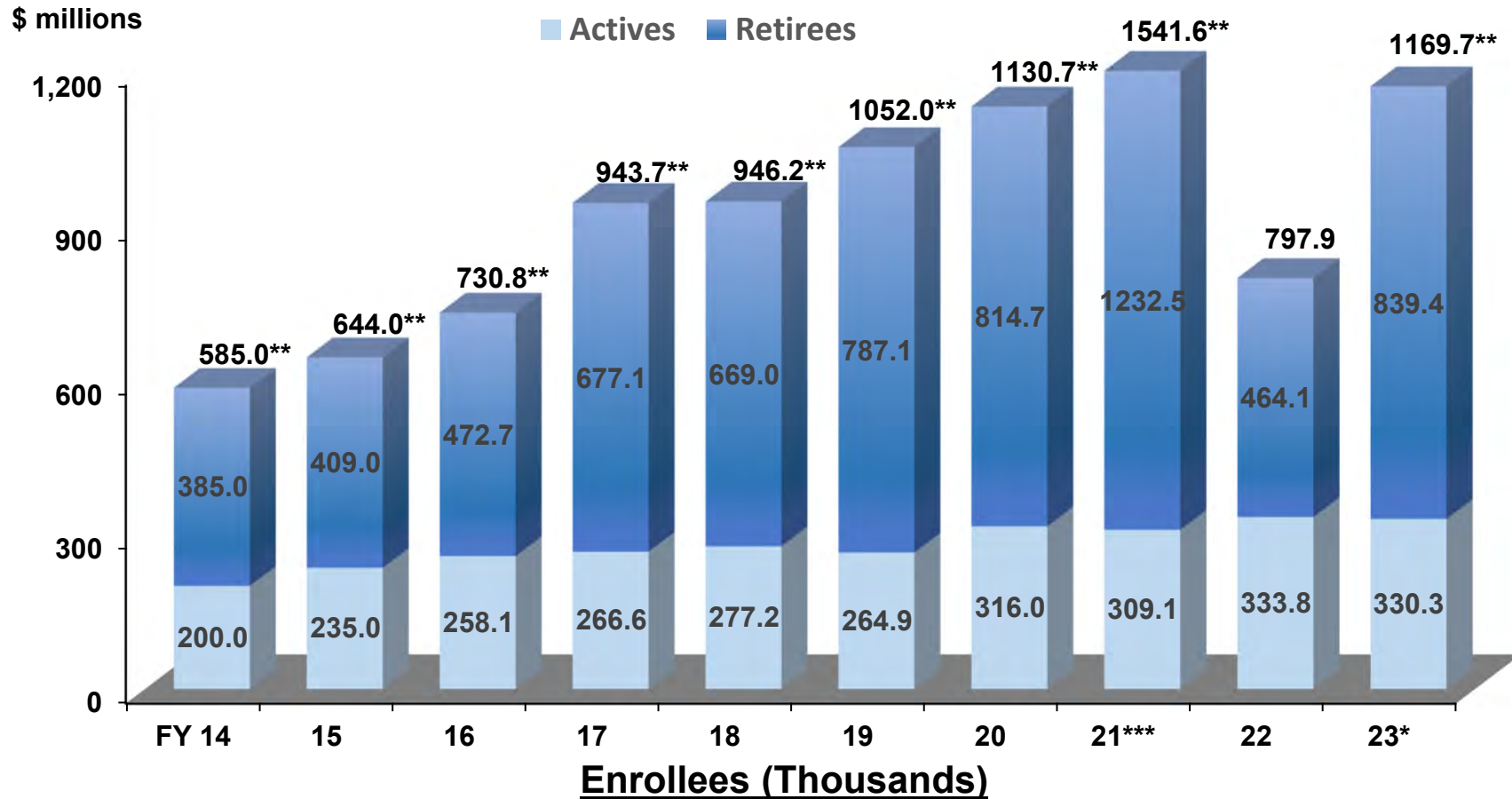
\$ millions



*FY 23 reflects the Executive Supplemental Budget request

State Employee and Retiree Health Benefits General Fund Appropriations

(DB&F 12/6/21)



Retirees	43.0	44.8	45.9	46.8	48.3	49.4	50.6	51.3	52.1	52.9
Actives	68.0	68.0	68.6	68.4	68.3	66.3	67.0	65.8	66.6	67.3

*FY 23 reflects the Executive Supplemental Budget request

**Includes Other Post-Employment Benefits Pre-funding

***Act 6, SPSLH 2021, appropriated \$390,000,000 in FY 21 for Other Post-Employment Benefits Pre-funding.

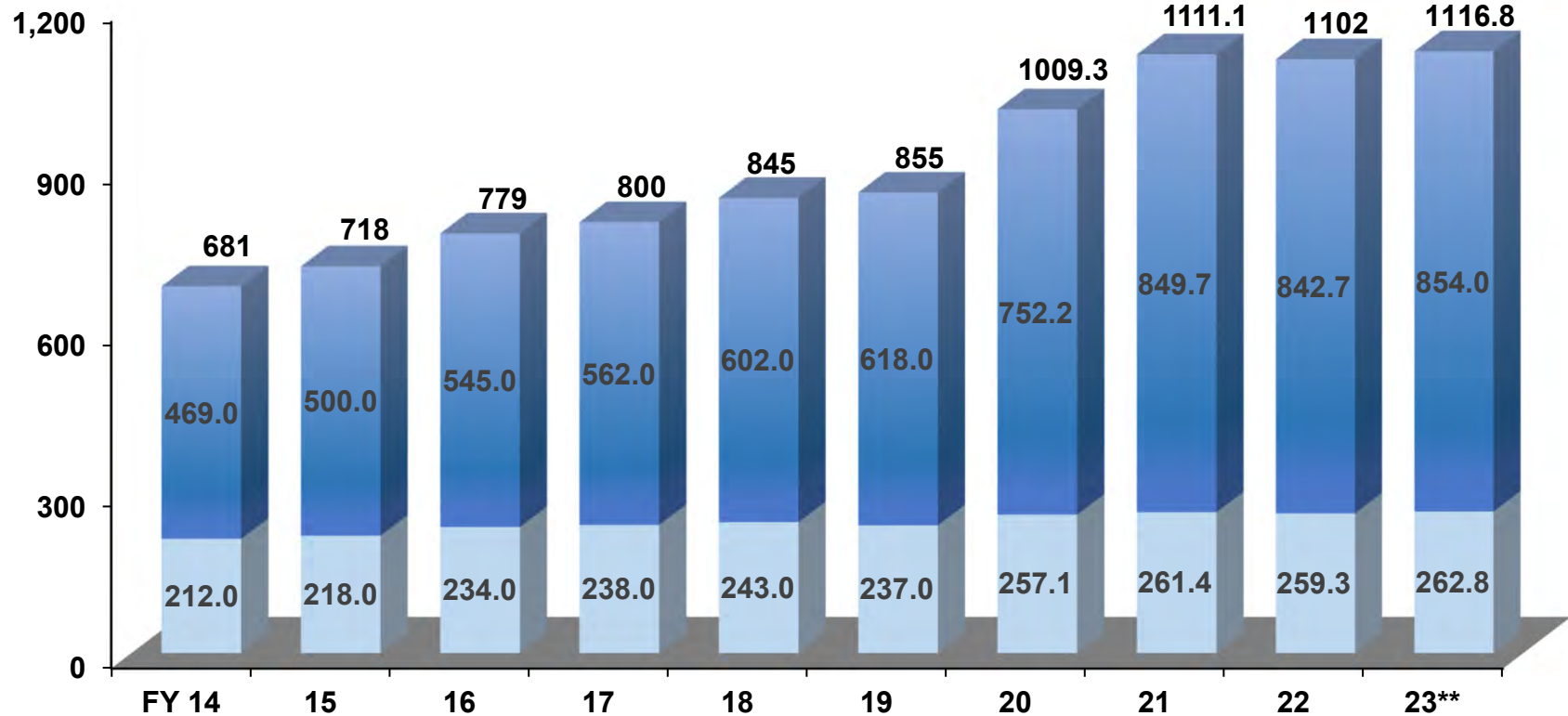
Public Employees' Retirement System General Fund Appropriations*

(DB&F 12/6/21)

\$ millions

Soc Security/Medicare

Pension Accumulation



Enrollees (Thousands)

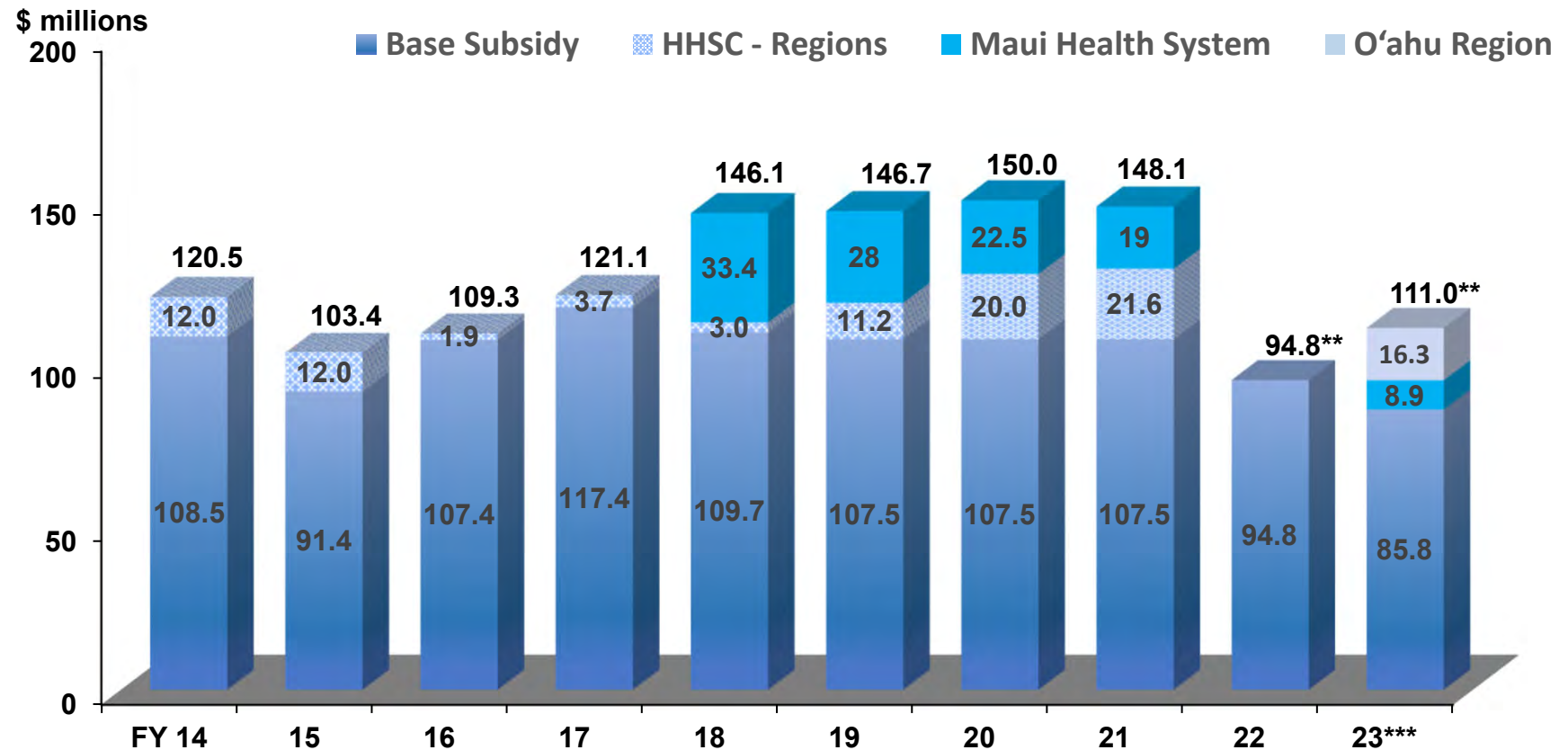
Retirees	42.3	43.5	45.5	46.9	48.7	49.9	51.2	52.6	54.0	55.5
Actives	67.0	67.0	67.3	67.3	66.3	66.4	66.7	65.6	66.0	66.0

*Excludes Maui Health System from FY 18.

**FY 23 reflects the Executive Supplemental Budget request

Hawaii Health Systems Corporation and Maui Health System General Fund Operating Appropriations*

(DB&F 12/6/21)



*Includes emergency and specific appropriations, and Maui Health System from FY 18

**FY 22 and FY 23 reflect reduced general fund operating appropriations due to use of ARPA funds

***FY 23 reflects the Executive Supplemental Budget request, which identifies specific funding for O'ahu Region (Leahi Hospital and Maluhia).