



Appendix 3 - Historical Information

General Fund Revenues, Expenditures and Fund Balance
(in \$ millions)

<u>Fiscal Year</u>	<u>Revenues</u>	<u>Expenditures</u>	<u>Revenues Over Exp.</u>	<u>Fund Balance</u>	
2015	6,576.7	6,413.4	163.3	828.1	(1), (2)
2016	7,081.9	6,882.2	199.7	1,027.8	(1), (2)
2017	7,351.6	7,485.6	(134.0)	893.8	(1)
2018	7,660.4	7,803.9	(143.5)	750.3	(1)
2019	7,916.6	7,914.8	1.8	752.1	(1)
2020	8,285.1	8,034.5	250.6	1,002.7	(1), (3)
2021	9,003.0	8,755.8	247.2	1,249.9	(1), (2), (3)
2022	10,211.5	8,842.4	1,369.1	2,619.0	(1), (2), (3)
2023	10,192.2	10,632.3	(440.1)	2,178.9	(1), (3)

Notes:

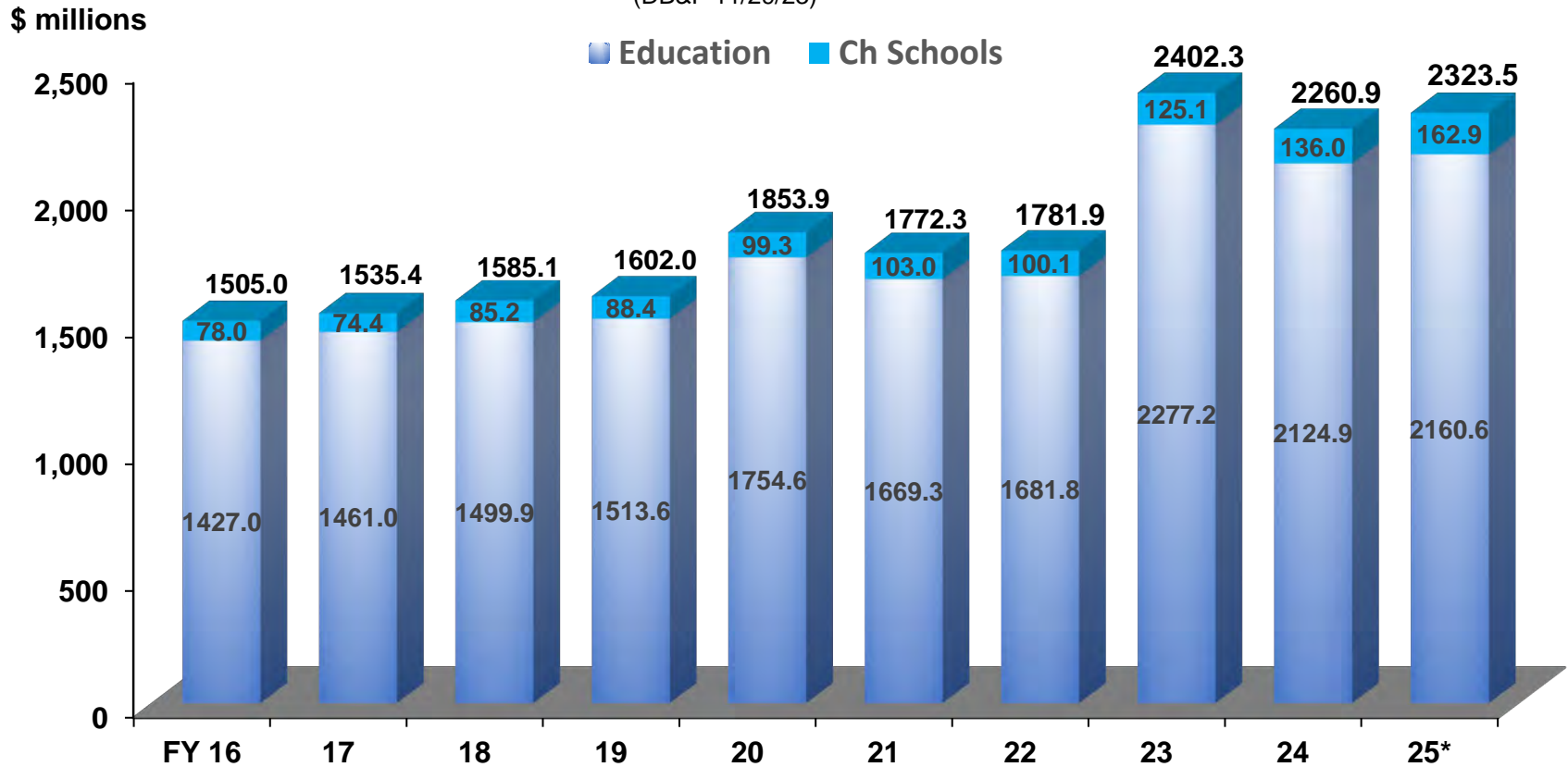
(1) Fiscal year in which the fund balance exceeded 5% of revenues

(2) Fiscal year in which revenues exceeded the preceding fiscal year's revenues by 5%

(3) Due to timing issues and accounting system limitations, certain transactions authorized for a fiscal year were recorded in the following fiscal year by the Department of Accounting and General Services. However, for the purposes of calculating the general fund balances appropriations are reflected in the fiscal year for which the appropriation was authorized.

Department of Education Instruction General Fund Operating Appropriations

(DB&F 11/29/23)



Enrollment (Thousands)**

Regular	153.5	153.7	151.6	151.3	144.4	141.3	139.7	137.5	137.5	137.5
Special	16.4	16.4	16.4	16.6	16.9	16.5	16.9	17.0	17.0	17.0
Charter	10.5	10.5	11.3	11.7	12.1	12.2	12.2	12.6	12.6	12.6

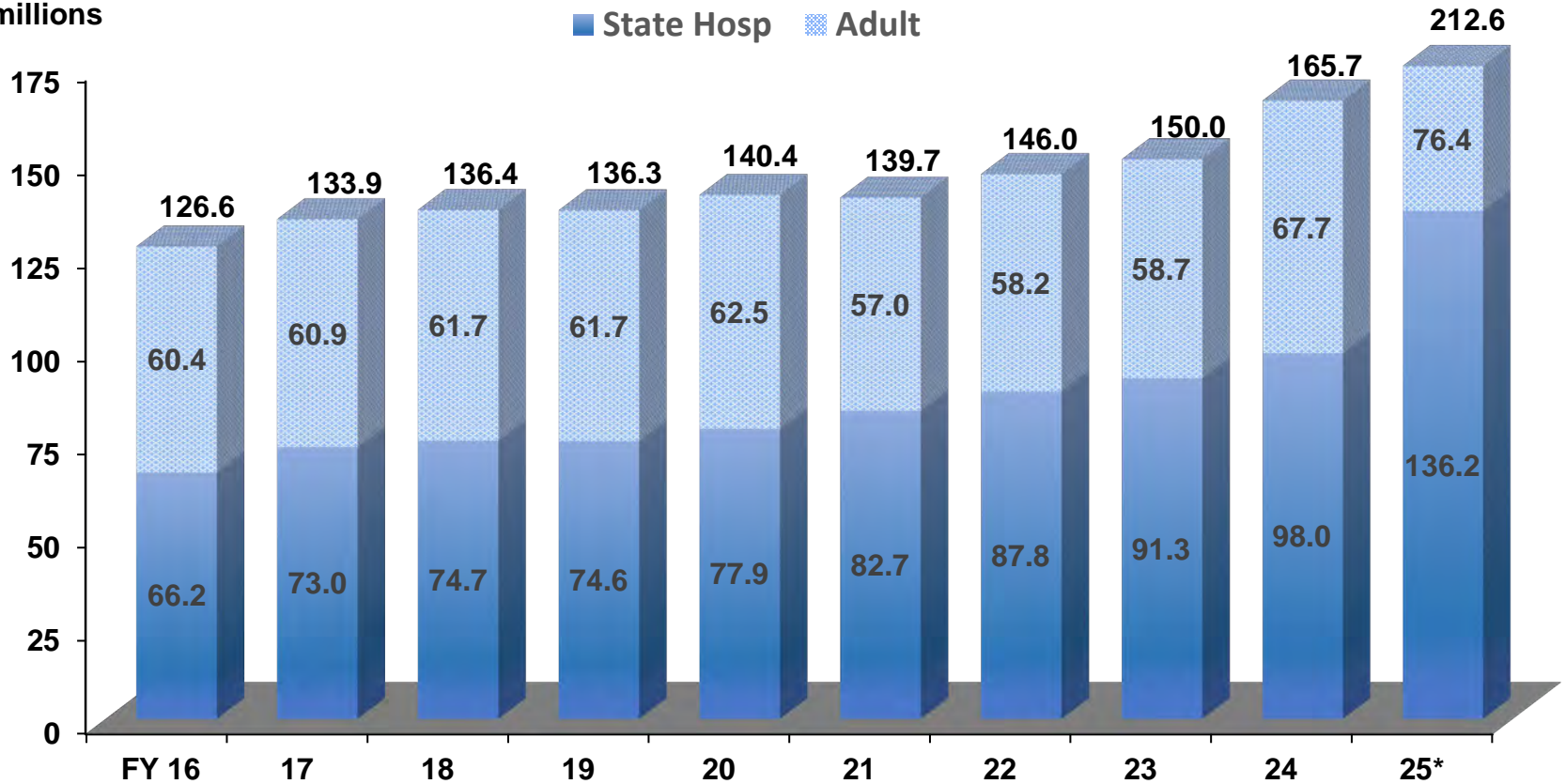
*FY 25 reflects the Executive Supplemental Budget request

**FY 25 reflects projected enrollment

Adult Mental Health General Fund Appropriations

(DB&F 11/29/23)

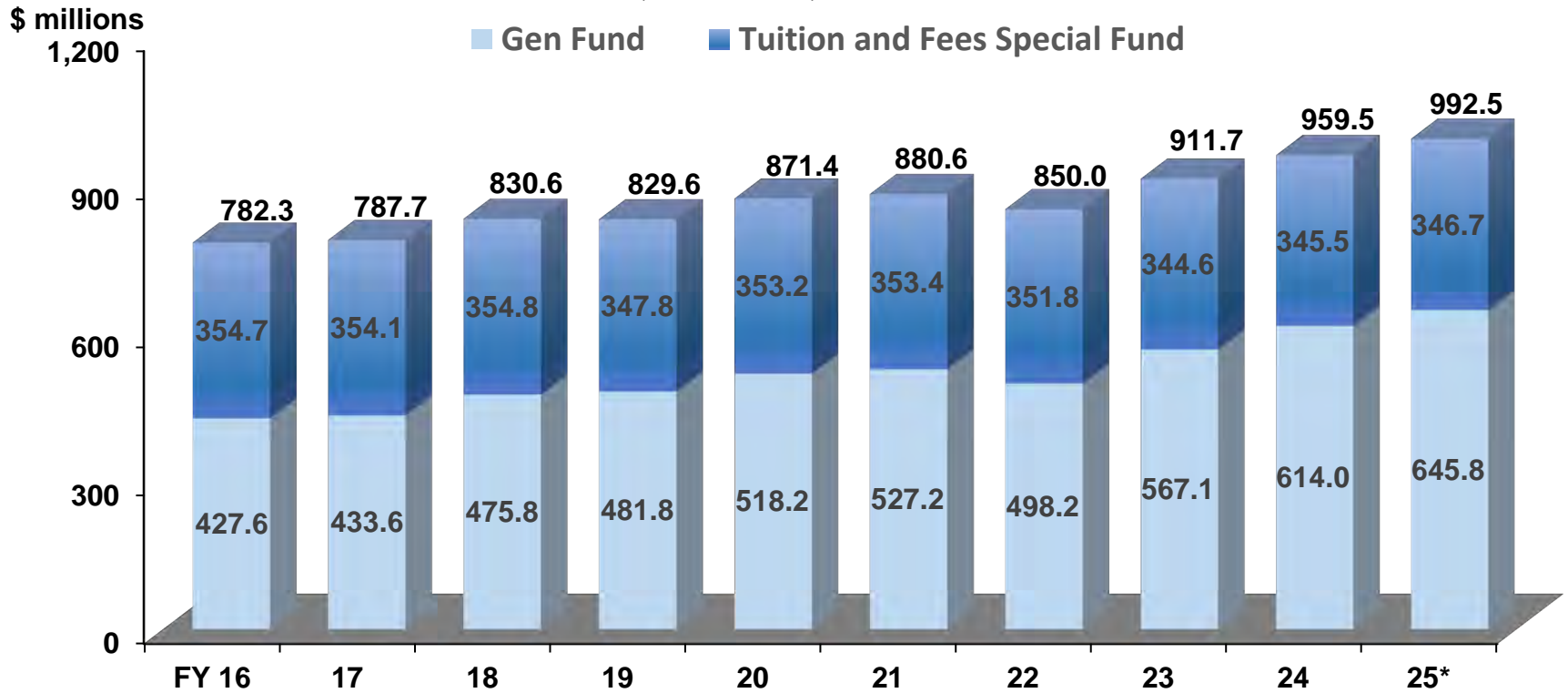
\$ millions



*FY 25 reflects the Executive Supplemental Budget request

University of Hawaii Operating Appropriations Net of Fringe & Debt Svc

(DB&F 11/29/23)



Enrollment - Full Time Equivalent (Thousands)**

Manoa	15.9	15.2	14.9	14.8	14.7	15.2	15.7	15.8	16.2	16.3
Hilo	3.4	3.2	3.1	3.0	3.0	2.8	2.7	2.4	2.3	2.4
West Oahu	1.8	2.0	2.1	2.1	2.1	2.2	2.1	1.9	1.9	1.9
Comm Coll	<u>17.3</u>	<u>16.3</u>	<u>15.5</u>	<u>14.8</u>	<u>14.2</u>	<u>13.4</u>	<u>12.1</u>	<u>11.5</u>	<u>11.6</u>	<u>10.6</u>
Total	38.4	36.7	35.6	34.7	34.0	33.6	32.6	31.6	32.0	31.2

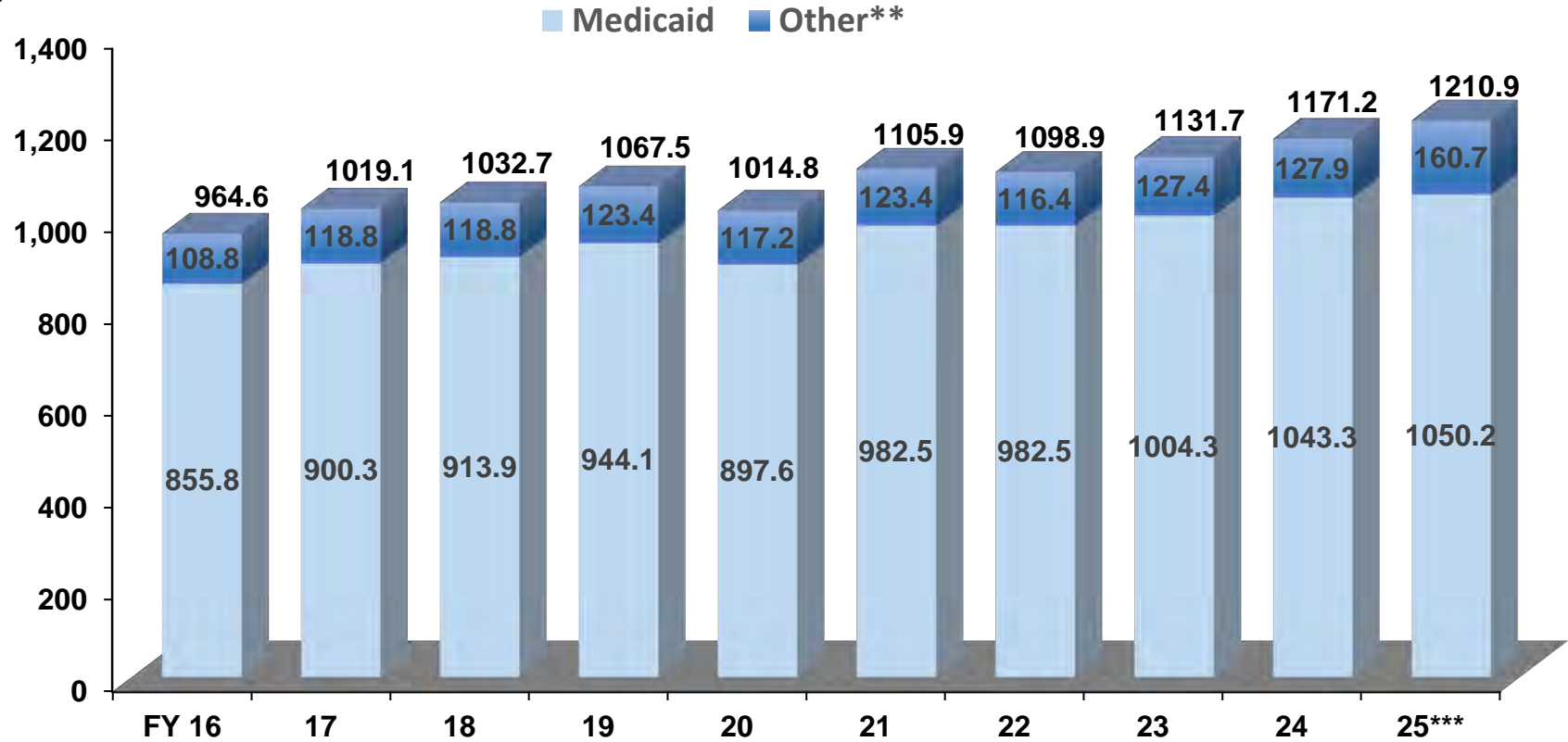
* FY 25 reflects the Executive Supplemental Budget request

**FY 25 reflects projected enrollment

Medicaid and Welfare Payments General Fund Operating Appropriations*

(DB&F 11/29/23)

\$ millions



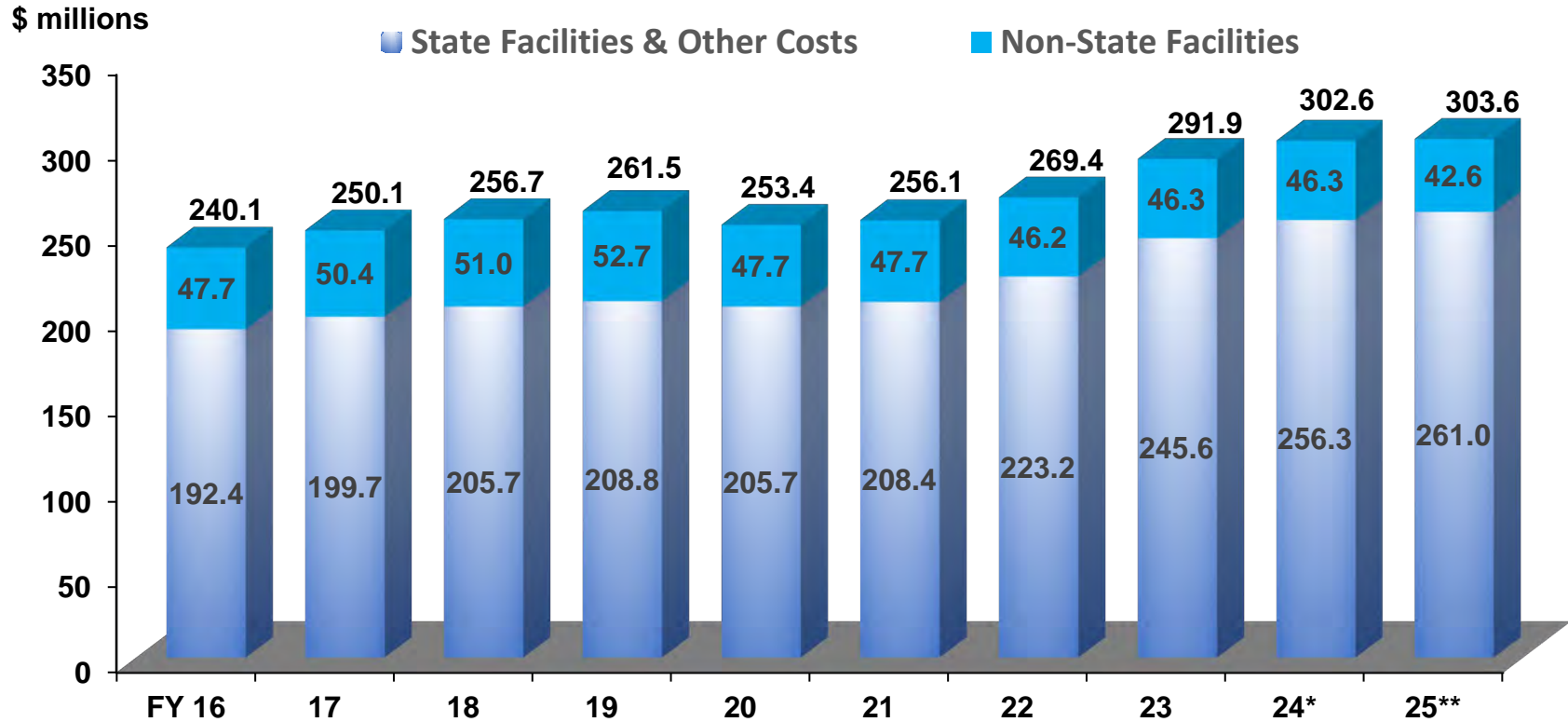
*Excludes Housing

**Includes TANF; TAONF; Child Care; General Assistance; Aged, Blind, and Disabled; and Foster Care

***FY 25 reflects the Executive Supplemental Budget request

Department of Public Safety/Corrections and Rehabilitation General Fund Operating Appropriations

(DB&F 11/29/23)



	Inmates (Thousands)***									
State	4.5	4.1	3.6	3.7	3.6	3.0	3.0	3.1	3.0	3.1
Non-State	1.4	1.4	1.7	1.6	1.5	1.1	1.1	0.9	0.9	1.0

*FY 24 reflects transfer from the Department of Public Safety to the Department of Law Enforcement (effective 1/1/2024).

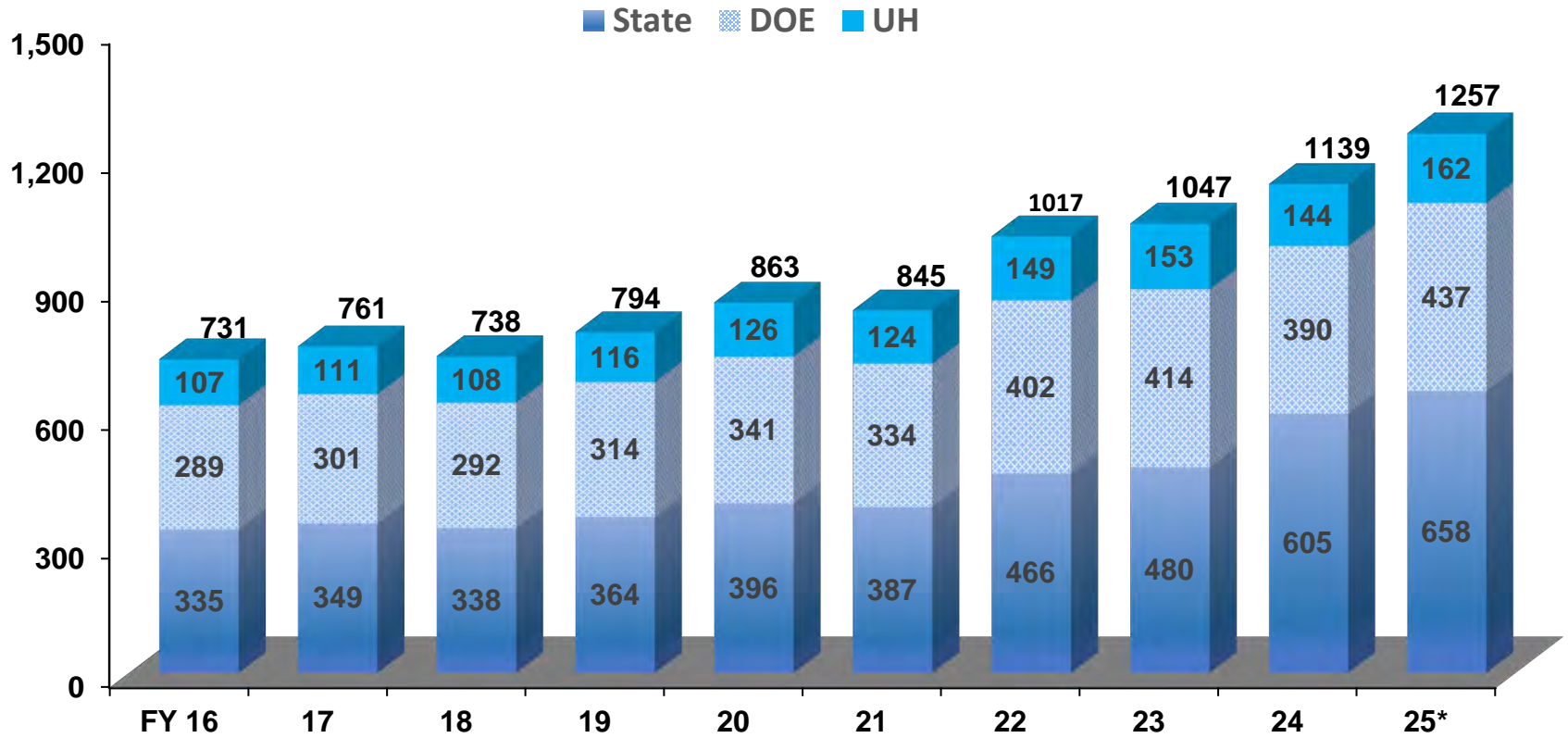
**FY 25 reflects the Executive Supplemental Budget requests for the Department of Public Safety/Corrections and Rehabilitation and full year transfer to Department of Law Enforcement.

***FY 23 reflects head counts as of June 30, 2023; FY 24 reflects head counts as of October 31, 2023; and FY 25 reflects projected assigned counts.

Debt Service and Certificates of Participation General Fund Operating Appropriations

(DB&F 11/29/23)

\$ millions

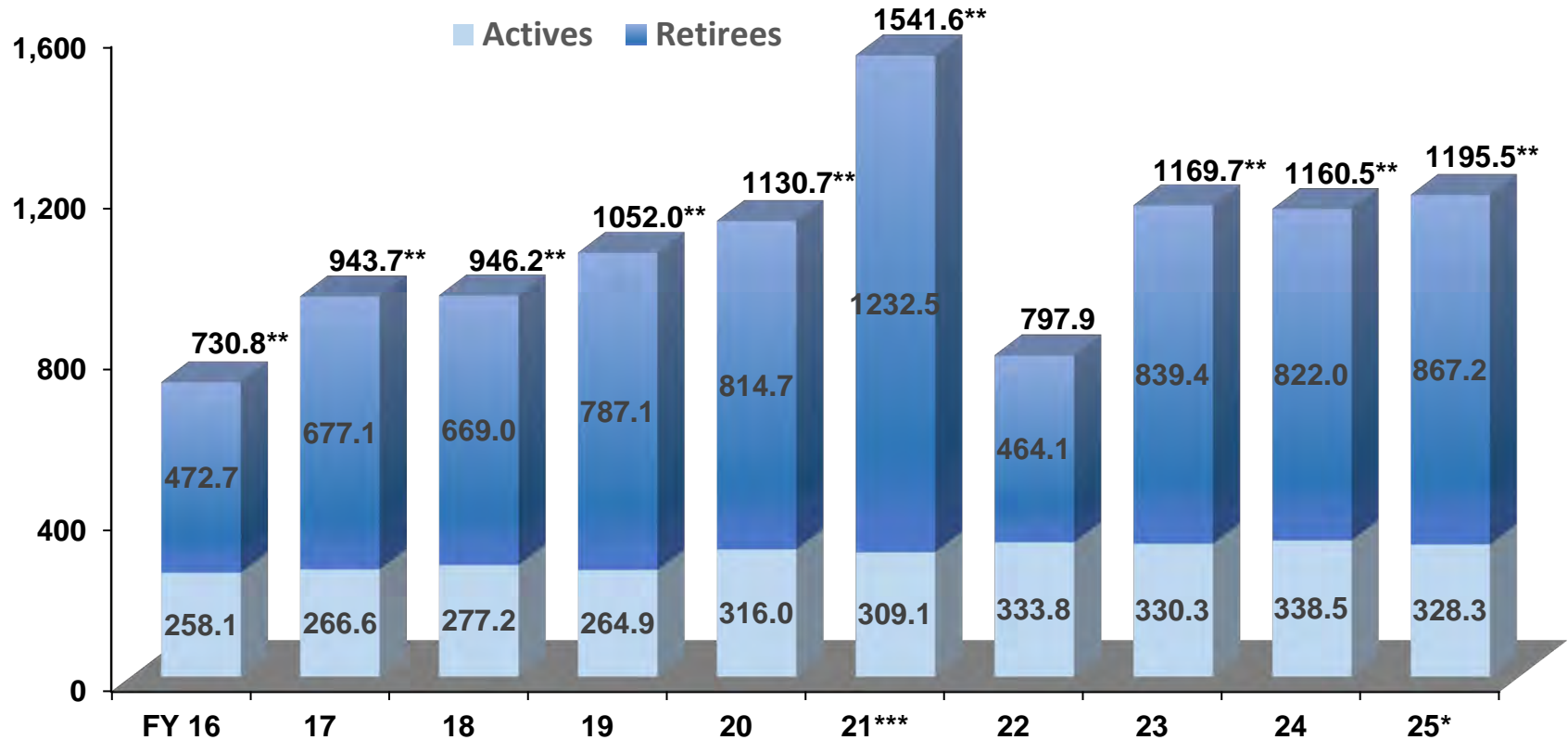


*FY 25 reflects the Executive Supplemental Budget request

State Employee and Retiree Health Benefits General Fund Appropriations

(DB&F 11/29/23)

\$ millions



Enrollees (Thousands)

Retirees	45.9	46.8	48.3	49.4	50.6	51.3	52.4	53.9	54.5	55.0
Actives	68.6	68.4	68.3	66.3	67.0	65.8	63.4	63.0	63.5	64.0

*FY 25 reflects the Executive Supplemental Budget request

**Includes Other Post-Employment Benefits Pre-funding

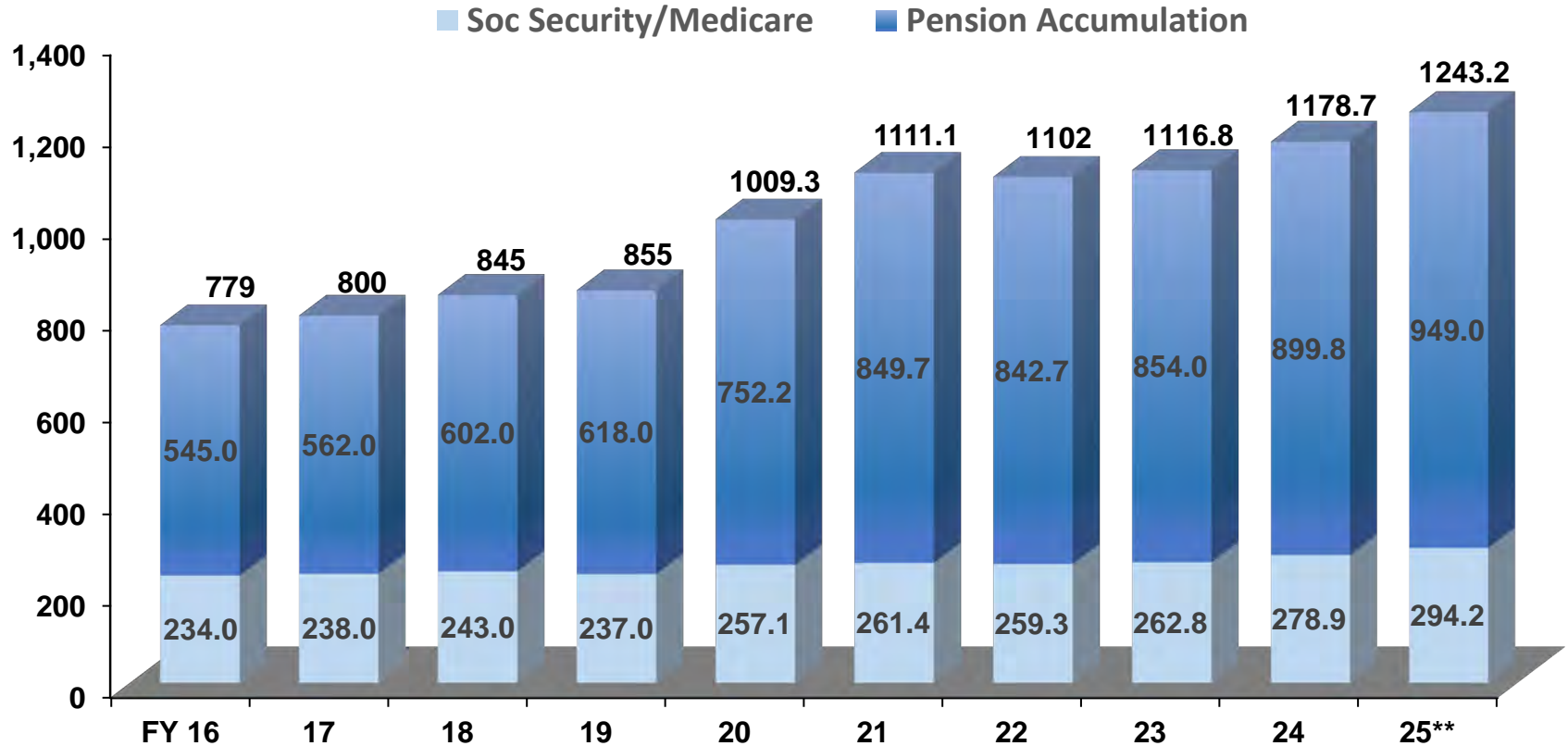
***Act 6, SPSLH 2021, appropriated \$390,000,000 in FY 21 for Other Post-Employment Benefits

Pre-funding.

Public Employees' Retirement System General Fund Appropriations*

(DB&F 11/29/23)

\$ millions



Enrollees (Thousands)

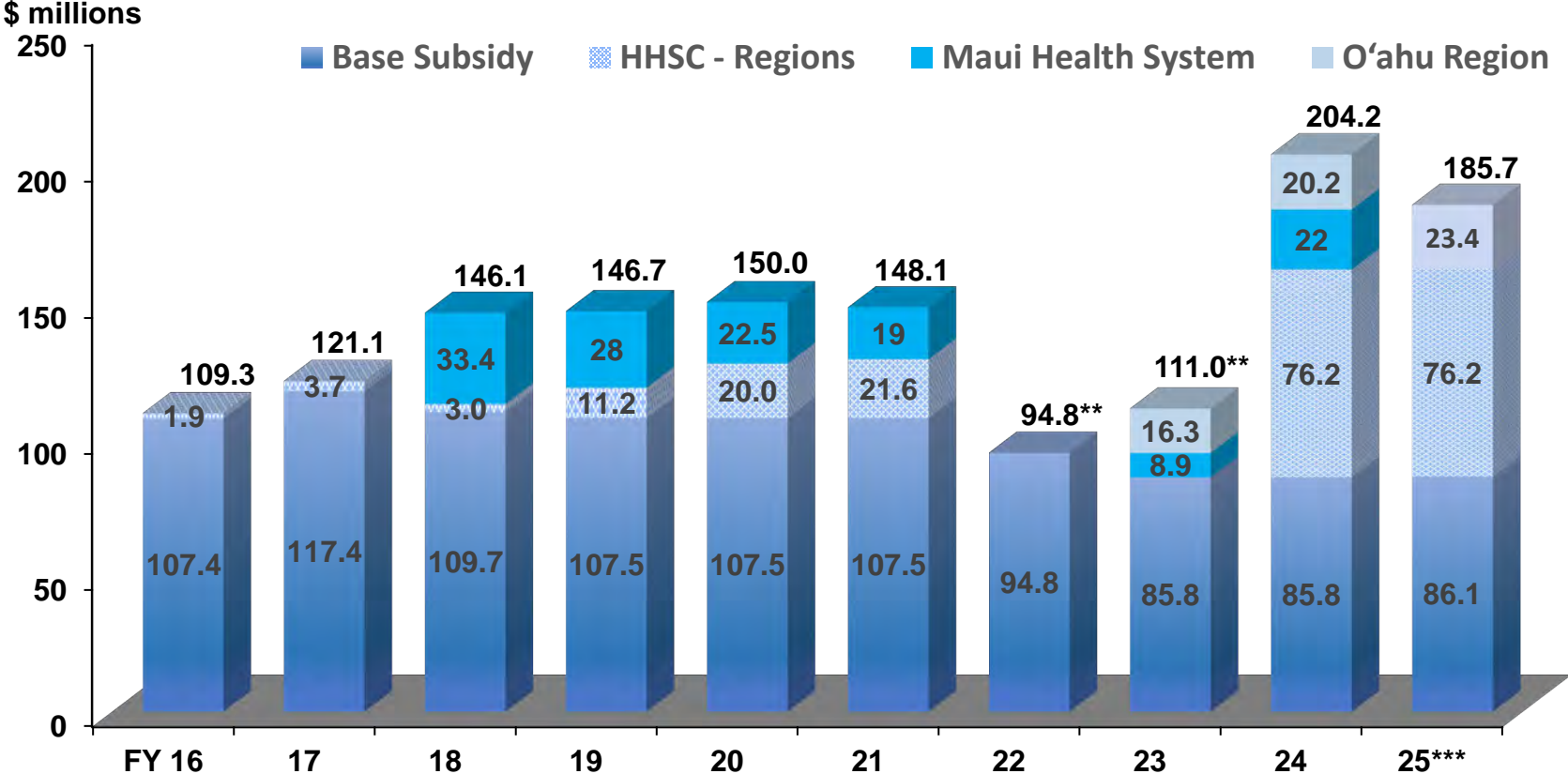
Retirees	45.5	46.9	48.7	49.9	51.2	52.6	54.0	55.0	57.0	58.5
Actives	67.3	67.3	66.3	66.4	66.7	65.6	64.2	64.2	66.0	66.0

*Excludes Maui Health System from FY 18.

**FY 25 reflects the Executive Supplemental Budget request

Hawaii Health Systems Corporation and Maui Health System General Fund Operating Appropriations*

(DB&F 11/29/23)



*Includes emergency and specific appropriations, and Maui Health System from FY 18
 **FY 22 and FY 23 reflect reduced general fund operating appropriations due to use of ARPA funds
 ***FY 25 reflects the Executive Supplemental Budget request, which identifies specific funding for O'ahu Region (Leahi Hospital and Maluhia).