



Appendix 3 - Historical Information

General Fund Revenues, Expenditures and Fund Balance
(in \$ millions)

<u>Fiscal Year</u>	<u>Revenues</u>	<u>Expenditures</u>	<u>Revenues Over Exp.</u>	<u>Fund Balance</u>
2016	7,081.9	6,882.2	199.7	1,027.8 ^{(1), (2)}
2017	7,351.6	7,485.6	(134.0)	893.8 ⁽¹⁾
2018	7,660.4	7,803.9	(143.5)	750.3 ⁽¹⁾
2019	7,916.6	7,914.8	1.8	752.1 ⁽¹⁾
2020	8,285.1	8,034.5	250.6	1,002.7 ^{(1), (3)}
2021	9,003.0	8,755.8	247.2	1,249.9 ^{(1), (2), (3)}
2022	10,211.5	8,842.4	1,369.1	2,619.0 ^{(1), (2), (3)}
2023	10,192.2	10,632.3	(440.1)	2,178.9 ^{(1), (3)}
2024	10,635.7	11,221.7	(586.0)	1,592.9 ^{(1), (3)}

Notes:

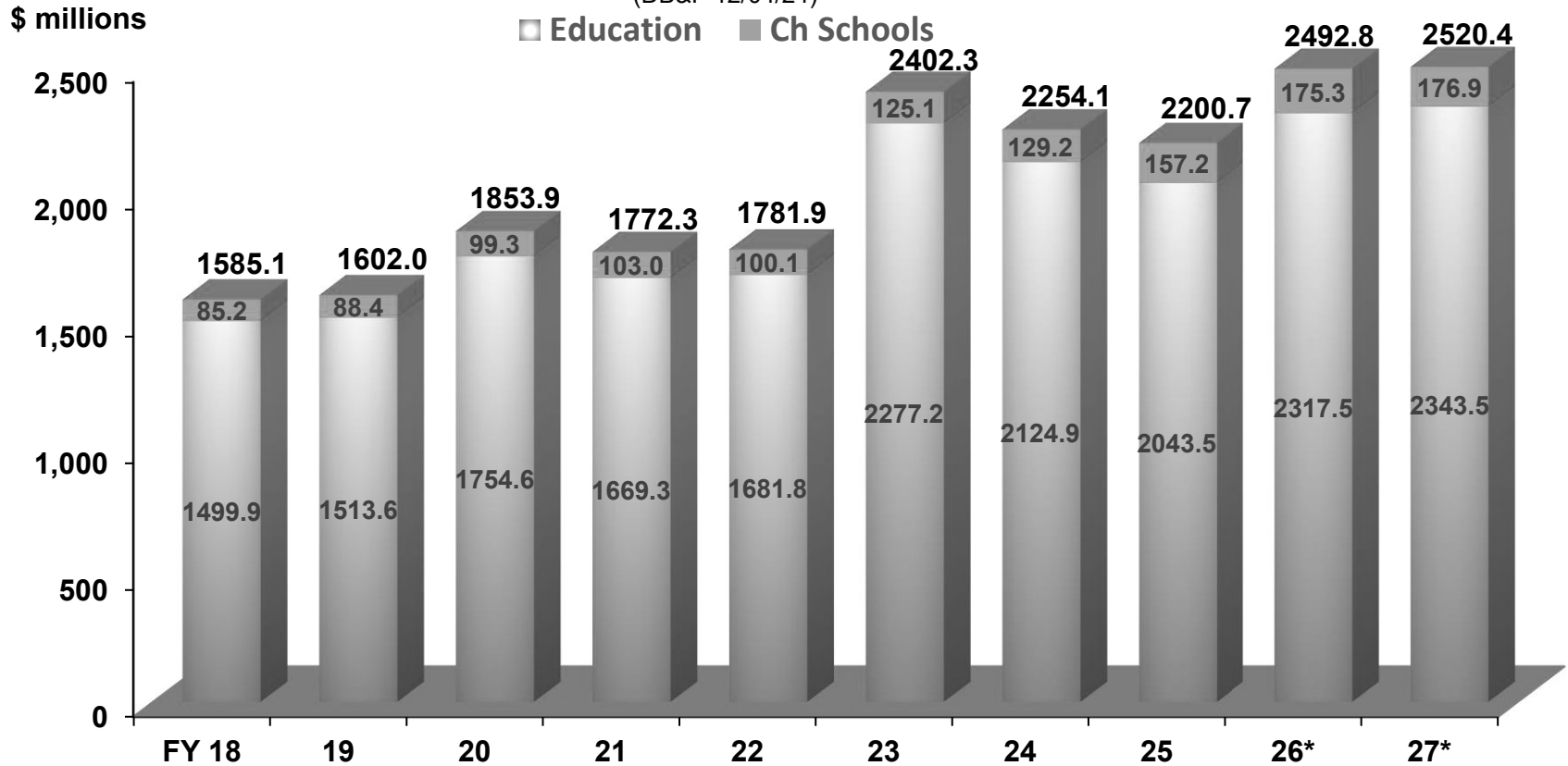
(1) Fiscal year in which the fund balance exceeded 5% of revenues

(2) Fiscal year in which revenues exceeded the preceding fiscal year's revenues by 5%

(3) Due to timing issues and accounting system limitations, certain transactions authorized for a fiscal year were recorded in the following fiscal year by the Department of Accounting and General Services. However, for the purposes of calculating the general fund balances appropriations are reflected in the fiscal year for which the appropriation was authorized.

Department of Education Instruction General Fund Operating Appropriations

(DB&F 12/04/24)



Enrollment (Thousands)**

Regular	151.6	151.3	150.3	144.4	141.2	139.7	137.5	134.9	134.9	134.9
Special	16.4	16.6	16.9	16.9	16.6	16.9	17.0	17.2	17.2	17.2
Charter	11.3	11.7	12.1	12.1	12.2	12.2	12.7	13.1	13.1	13.1

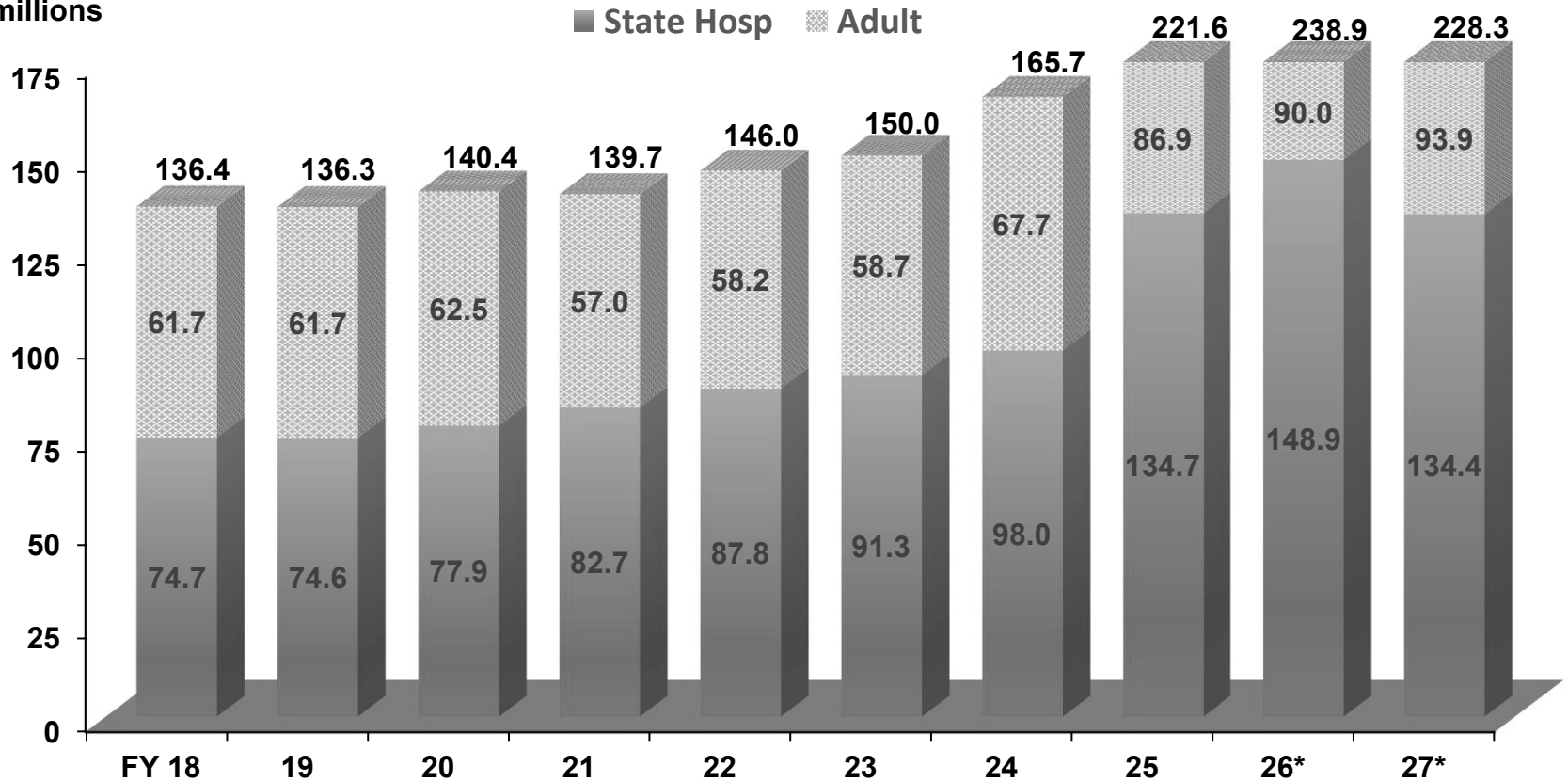
*FYs 26 & 27 reflect the FB 25-27 Executive Budget.

**FYs 26 & 27 reflect projected enrollment.

Adult Mental Health General Fund Appropriations

(DB&F 12/04/24)

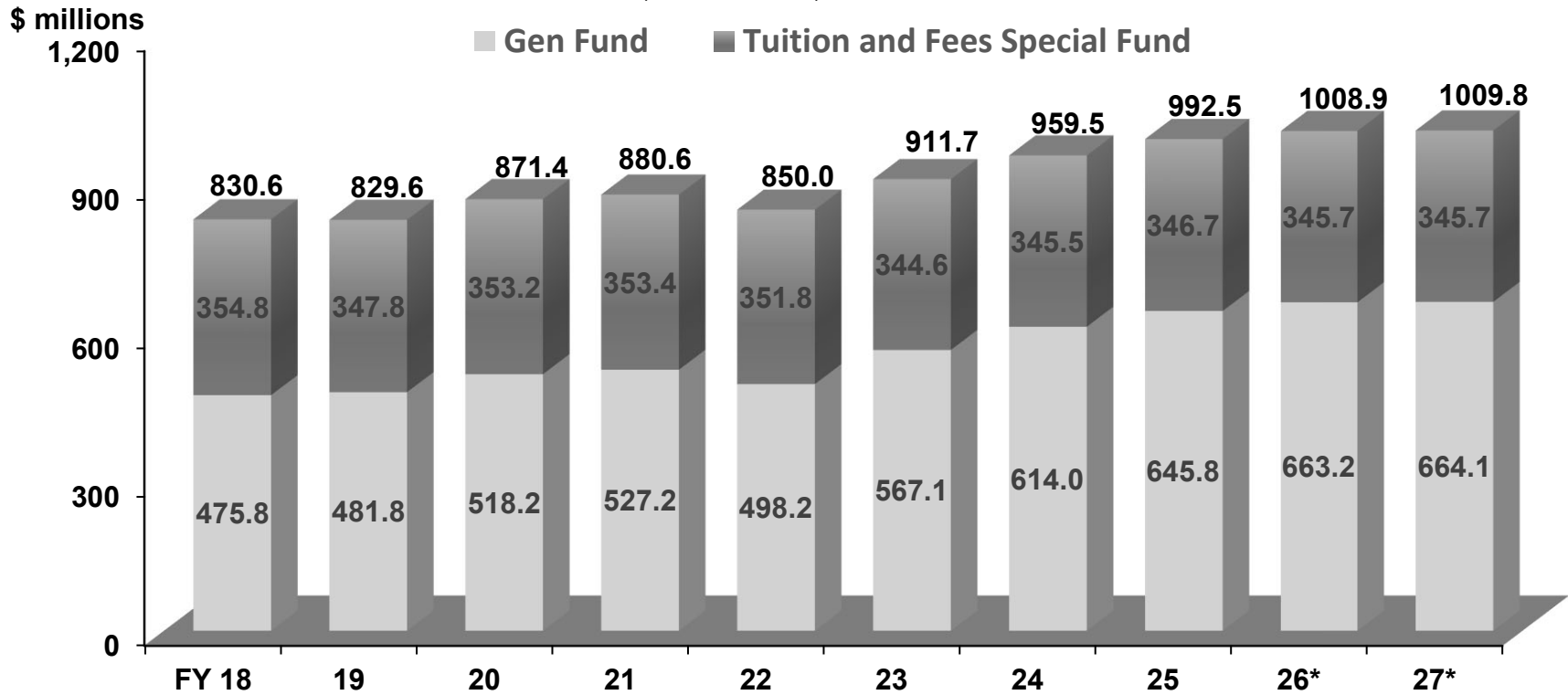
\$ millions



*FYs 26 & 27 reflect the FB 25-27 Executive Budget.

University of Hawaii Operating Appropriations Net of Fringe & Debt Svc

(DB&F 12/04/24)



Enrollment - Full Time Equivalent (Thousands)**

Manoa	14.9	14.8	14.7	15.2	15.7	15.8	16.2	16.3	16.4	16.2
Hilo	3.1	3.0	3.0	2.8	2.7	2.4	2.3	2.4	2.4	2.3
West Oahu	2.1	2.1	2.1	2.2	2.1	1.9	1.9	1.9	1.9	1.9
Comm Coll	<u>15.5</u>	<u>14.8</u>	<u>14.2</u>	<u>13.4</u>	<u>12.1</u>	<u>11.5</u>	<u>11.6</u>	<u>10.6</u>	<u>10.6</u>	<u>10.3</u>
Total	35.6	34.7	34.0	33.6	32.6	31.6	32.0	31.2	31.3	30.7

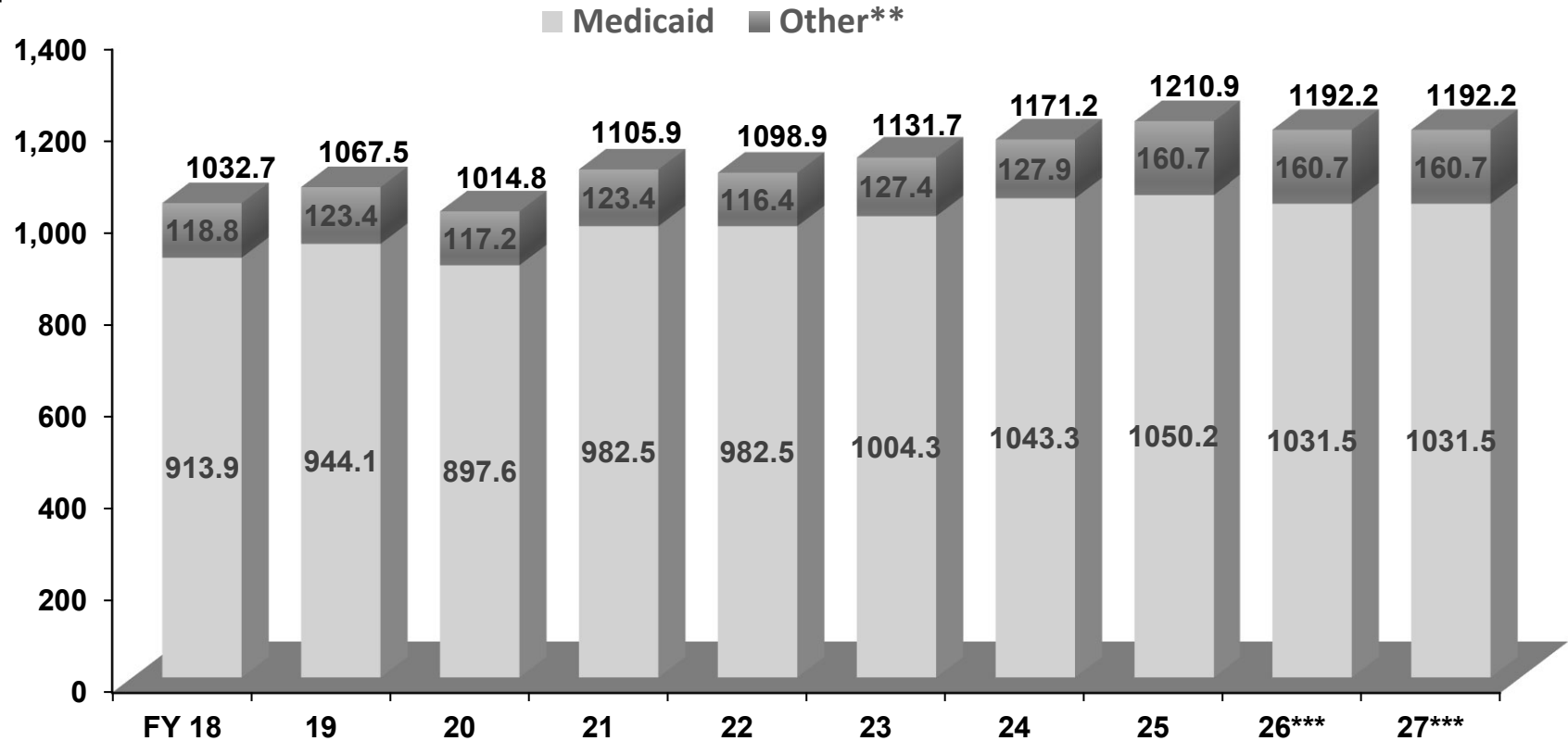
* FYs 26 & 27 reflect the FB 25-27 Executive Budget.

**FYs 26 & 27 reflect projected enrollment.

Medicaid and Welfare Payments General Fund Operating Appropriations*

(DB&F 12/04/24)

\$ millions



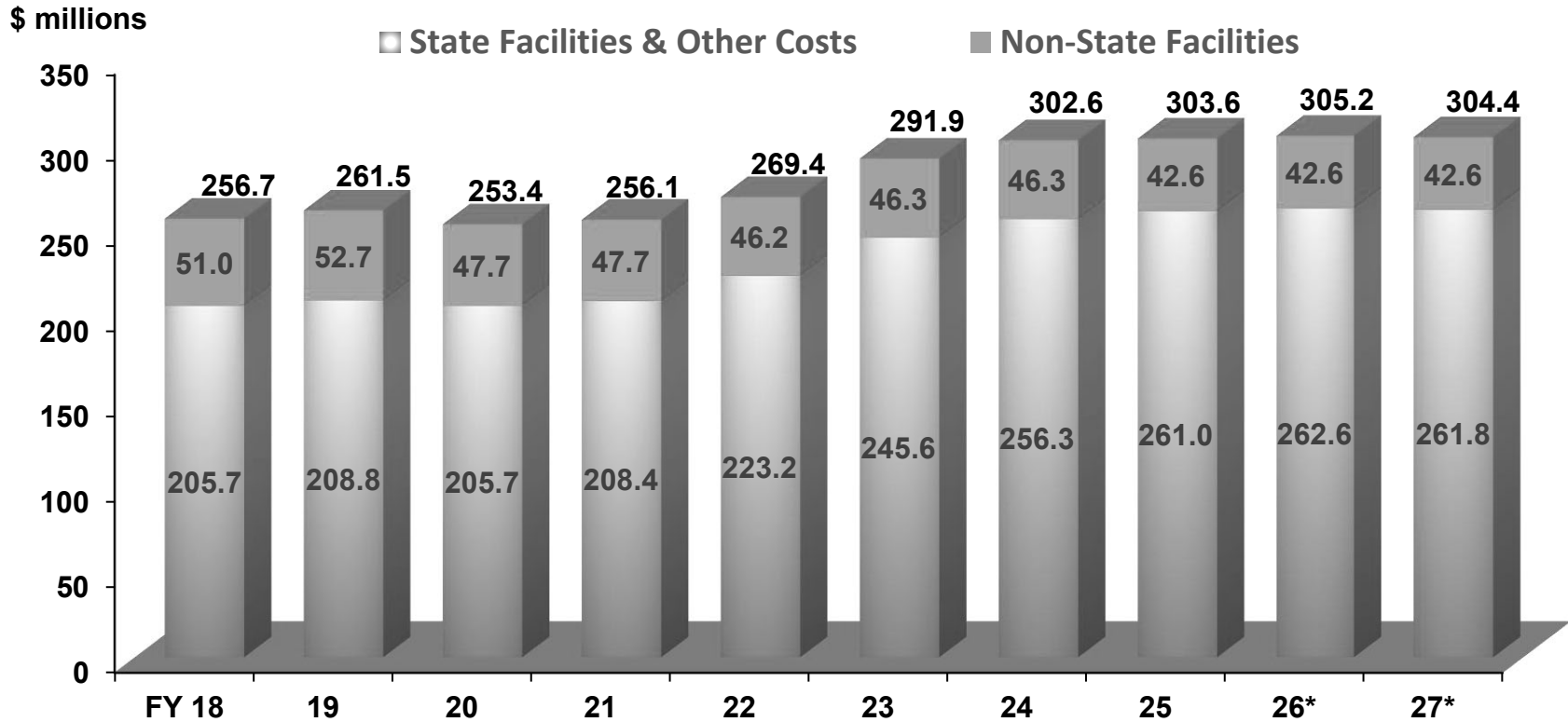
*Excludes Housing.

**Includes TANF; TAONF; Child Care; General Assistance; Aged, Blind, and Disabled; and Foster Care.

***FYs 26 & 27 reflect the FB 25-27 Executive Budget.

Department of Public Safety/Corrections and Rehabilitation General Fund Operating Appropriations

(DB&F 12/04/24)



	<u>Inmates (Thousands)**</u>									
	FY 18	FY 19	FY 20	FY 21	FY 22	FY 23	FY 24	FY 25	FY 26*	FY 27*
State	3.6	3.7	3.6	3.0	3.0	3.1	2.8	2.8	2.6	2.6
Non-State	1.7	1.6	1.5	1.1	1.1	0.9	1.0	1.0	1.0	1.0

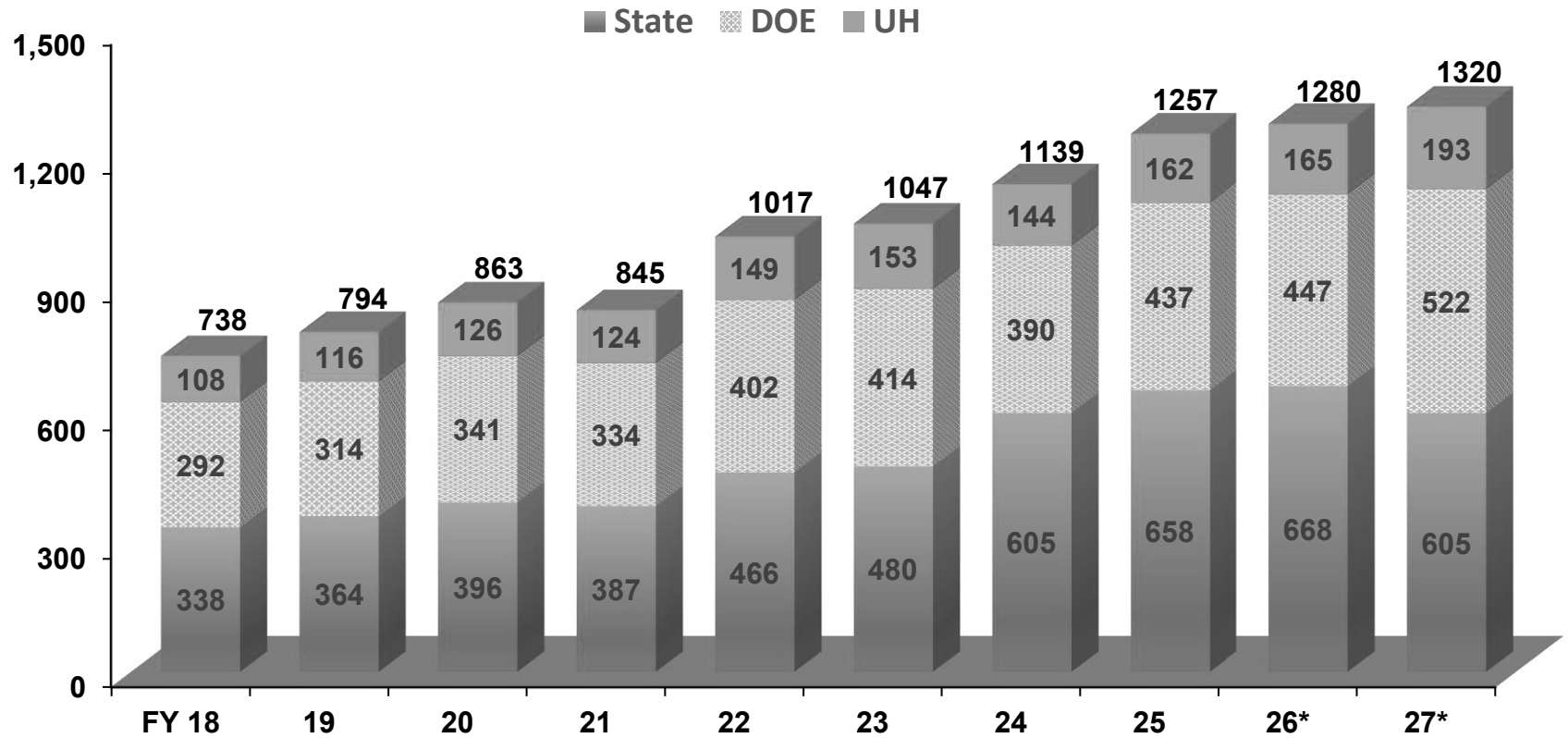
*FYs 26 & 27 reflect the FB 25-27 Executive Budget.

**FY 24 reflects head counts as of June 30, 2024; FY 25 reflects head counts as of October 31, 2024; and FYs 26 & 27 reflect projected assigned head counts.

Debt Service and Certificates of Participation General Fund Operating Appropriations

(DB&F 12/04/24)

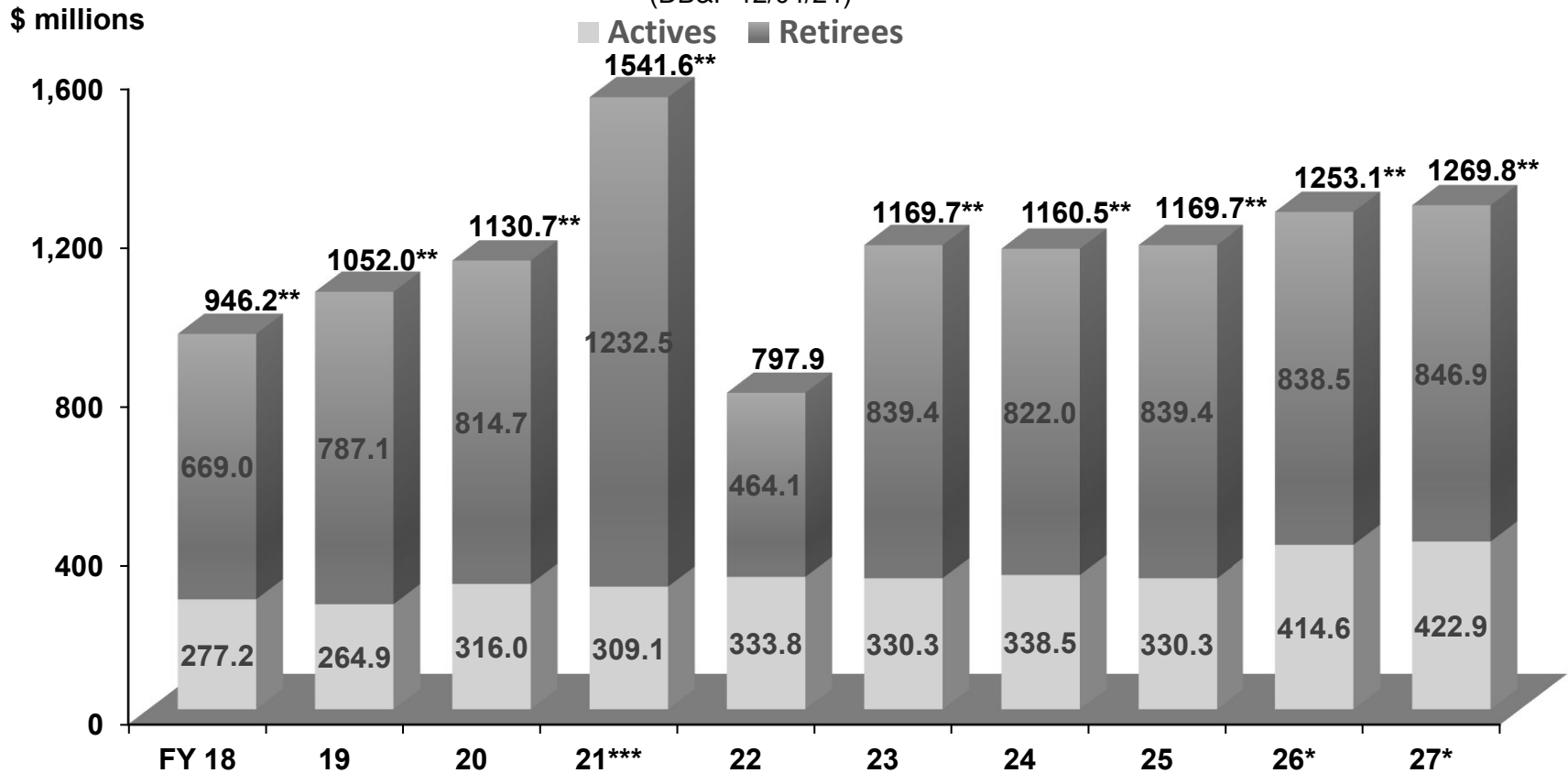
\$ millions



*FYs 26 & 27 reflect the FB 25-27 Executive Budget.

State Employee and Retiree Health Benefits General Fund Appropriations

(DB&F 12/04/24)



Enrollees (Thousands)

Retirees	48.3	49.4	50.6	51.3	52.4	53.9	53.7	54.0	54.5	55.0
Actives	68.3	66.3	67.0	65.8	63.4	63.0	63.4	64.0	65.0	65.0

*FYs 26 & 27 reflect the FB 25-27 Executive Budget.

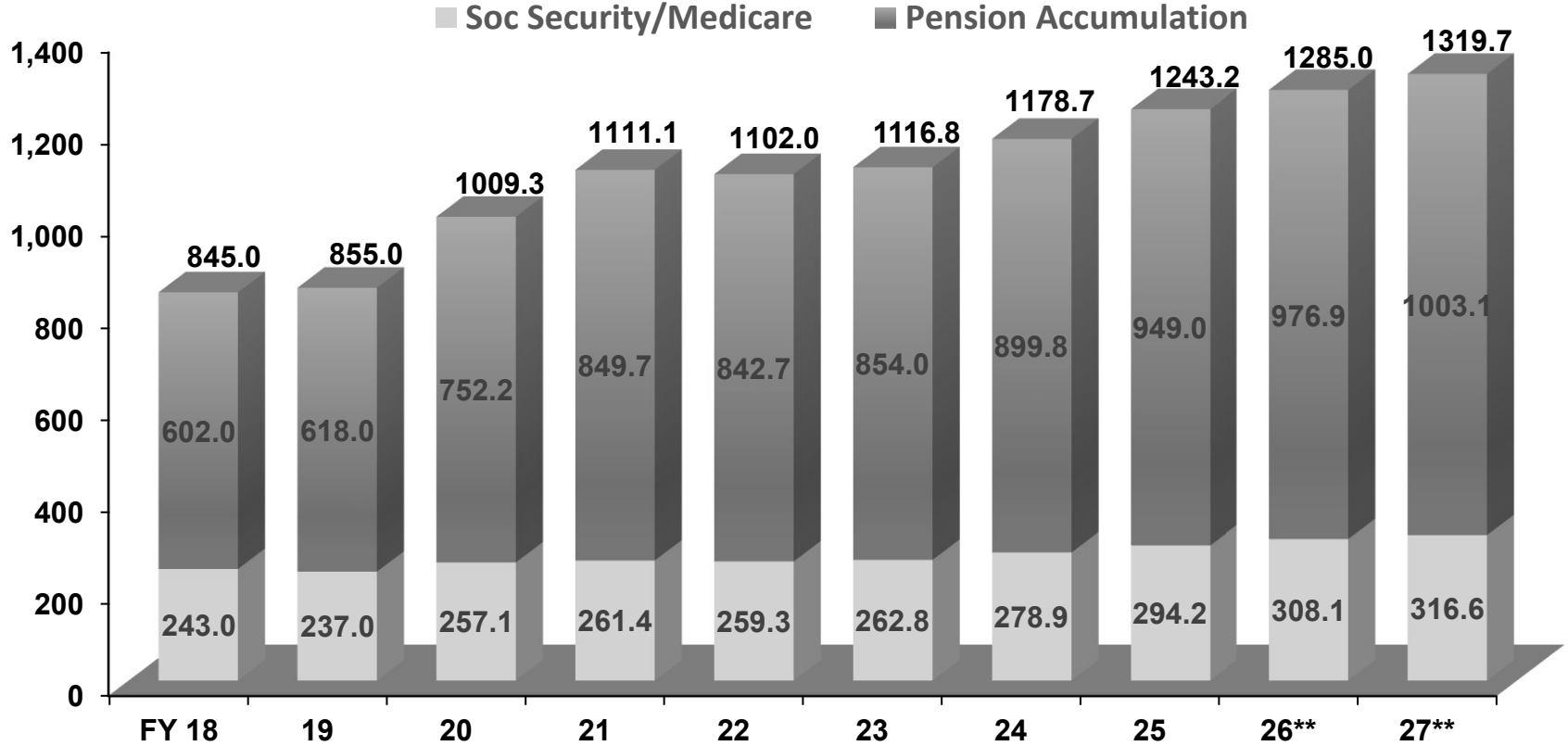
**Includes Other Post-Employment Benefits Pre-funding.

***Act 6, SPSLH 2021, appropriated \$390,000,000 in FY 21 for Other Post-Employment Benefits Pre-funding.

Public Employees' Retirement System General Fund Appropriations*

(DB&F 12/04/24)

\$ millions



Enrollees (Thousands)

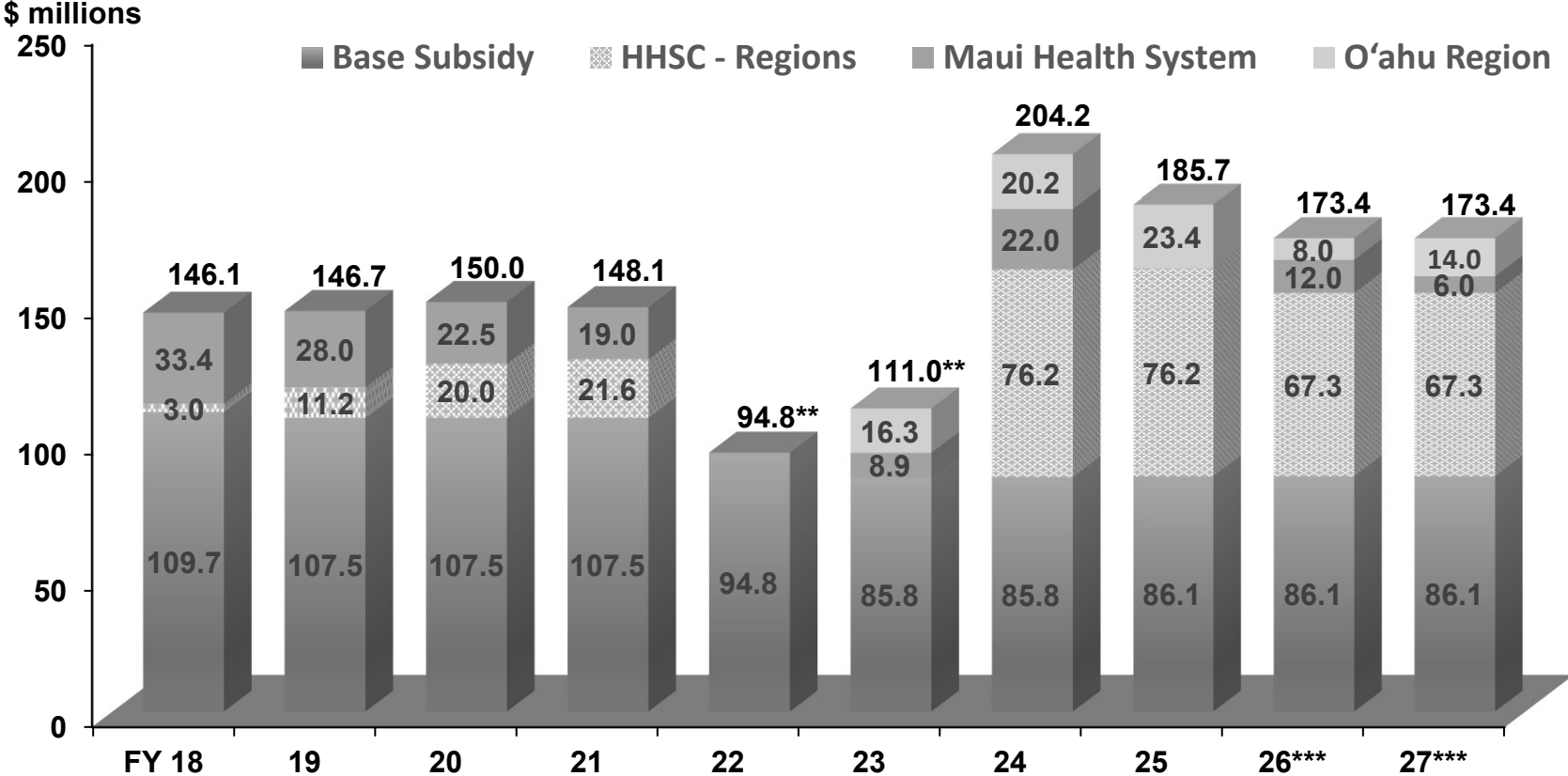
Retirees	48.7	49.9	51.2	52.6	54.0	55.0	55.8	57.0	58.2	58.6
Actives	66.3	66.4	66.7	65.6	64.2	64.2	65.3	66.0	66.0	66.0

*Excludes Maui Health System from FY 18.

**FYs 26 & 27 reflect the FB 25-27 Executive Budget.

Hawaii Health Systems Corporation and Maui Health System General Fund Operating Appropriations*

(DB&F 12/04/24)



*Includes emergency and specific appropriations, and Maui Health System from FY 18.

**FYs 22 & 23 reflect reduced general fund operating appropriations due to use of ARPA funds.

***FYs 26 & 27 reflect the FB 25-27 Executive Budget.